

2023 PITTSBURG COUNTY ASSESSOR'S OFFICE REPORT TO THE EXCISE BOARD

07/26/2023

City/Village								
DISTRICT	DESCRIPTION	PERSONAL PROPERTY	REAL PROPERTY	PUBLIC SERVICE	TOTAL VALUATION	HOMESTEAD EXEMPTIONS	OTHER EXEMPTIONS	NET VALUATION
C80	City of McAlester	24,438,368	114,348,255	11,753,297	150,539,920	2,921,129	2,349,502	145,269,289
CarlLndg	CarlLndg-C	14,523	3,869,417	0	3,883,940	1,000	0	3,882,940
T001	City of Hartshorne	515,270	6,711,333	779,540	8,006,143	370,793	203,538	7,431,812
T003	Town of Canadian	218,372	555,995	304,623	1,078,990	23,933	20,198	1,034,859
T007	City of Krebs	625,118	7,274,305	833,737	8,733,160	329,020	106,886	8,297,254
T011	City of Haileyville	101,898	1,794,832	350,141	2,246,871	167,981	52,552	2,026,338
T013	Town of Alderson	273,565	987,833	104,962	1,366,360	65,057	18,767	1,282,536
T014	Town of Kiowa	93,227	1,812,378	439,387	2,344,992	124,747	29,240	2,191,005
T017	Town of Quinton	363,377	2,386,095	436,320	3,185,792	162,210	50,076	2,973,506
T025	Town of Indianola	1,386,105	369,280	185,647	1,941,032	34,366	23,537	1,883,129
T028	Town of Crowder	19,010	1,228,704	612,438	1,860,152	77,086	22,874	1,760,192
T030	Town of Savanna	475,130	2,516,693	1,291,884	4,283,707	116,921	72,694	4,094,092
T063	Town of Pittsburg	18,579	524,330	112,423	655,332	48,588	2,513	604,231
T099	Town of Ashland	8,673	78,540	11,545	98,758	10,859	0	87,899
CITY/VILLAGE TOTAL VALUATION		28,551,215	144,457,990	17,215,944	190,225,149	4,453,690	2,952,377	182,819,082

County								
DISTRICT	DESCRIPTION	PERSONAL PROPERTY	REAL PROPERTY	PUBLIC SERVICE	TOTAL VALUATION	HOMESTEAD EXEMPTIONS	OTHER EXEMPTIONS	NET VALUATION
C001	Pittsburg County	175,679,022	267,500,634	49,591,630	492,771,286	9,114,744	7,009,306	476,647,236
COUNTY TOTAL VALUATION		175,679,022	267,500,634	49,591,630	492,771,286	9,114,744	7,009,306	476,647,236

School								
DISTRICT	DESCRIPTION	PERSONAL PROPERTY	REAL PROPERTY	PUBLIC SERVICE	TOTAL VALUATION	HOMESTEAD EXEMPTIONS	OTHER EXEMPTIONS	NET VALUATION
# 1 Hart	1 Hartshorne	4,456,142	11,485,963	4,879,898	20,822,003	642,638	457,125	19,722,240
# 2 Cana	2 Canadian	3,368,963	46,122,057	1,651,318	51,142,338	1,035,894	950,226	49,156,218
# 9 Kreb	9 Krebs	5,035,731	23,722,103	1,588,239	30,346,073	602,001	663,545	29,080,527
#11 Hail	11 Haileyvil	3,527,129	12,098,762	2,176,494	17,802,385	652,669	472,766	16,676,950
#14 Kiow	14 Kiowa	53,904,399	6,306,776	3,526,873	63,738,048	294,975	96,461	63,346,612
#17 Quin	17 Quinton	18,111,781	5,628,505	1,050,983	24,791,269	319,449	136,008	24,335,812

2023 PITTSBURG COUNTY ASSESSOR'S OFFICE REPORT TO THE EXCISE BOARD

07/26/2023

#25 Indi	25 Indianola	18,888,780	7,059,212	3,933,578	29,881,570	415,832	352,925	29,112,813
#28 Crow	28 Crowder	10,526,853	14,954,263	4,037,178	29,518,294	672,343	462,722	28,383,229
#29 Frin	29 Frink	4,324,027	24,583,491	2,493,616	31,401,134	432,585	341,509	30,627,040
#30 Sava	30 Savanna	1,982,221	8,320,653	3,351,959	13,654,833	338,147	252,259	13,064,427
#54 Stua	54 Stuart	14,994,427	3,191,939	899,502	19,085,868	159,129	80,314	18,846,425
#56 Tann	56 Tannehill	5,133,017	6,038,583	1,832,672	13,004,272	269,000	285,730	12,449,542
#63 Pitt	63 Pittsburg	1,553,907	2,828,780	2,711,939	7,094,626	173,348	50,724	6,870,554
#80 McAl	80 McAlester	21,302,856	90,225,654	13,300,765	124,829,275	2,834,080	2,067,597	119,927,598
#88 Hayw	88 Haywood	8,562,928	4,840,767	2,149,683	15,553,378	264,654	335,850	14,952,874
J10 Push	J10 Pushmataha	5,861	93,126	6,933	105,920	8,000	3,545	94,375
SCHOOL TOTAL VALUATION		175,679,022	267,500,634	49,591,630	492,771,286	9,114,744	7,009,306	476,647,236

TIF-District								
DISTRICT	DESCRIPTION	PERSONAL PROPERTY	REAL PROPERTY	PUBLIC SERVICE	TOTAL VALUATION	HOMESTEAD EXEMPTIONS	OTHER EXEMPTIONS	NET VALUATION
10001	Carlton Landing TIF	1,219	15,337,175	0	15,338,394	11,000	72,050	15,255,344
TIF-DISTRICT TOTAL VALUATION		1,219	15,337,175	0	15,338,394	11,000	72,050	15,255,344

Vo-Tech								
DISTRICT	DESCRIPTION	PERSONAL PROPERTY	REAL PROPERTY	PUBLIC SERVICE	TOTAL VALUATION	HOMESTEAD EXEMPTIONS	OTHER EXEMPTIONS	NET VALUATION
V7	KIAMICHI VO TECH	175,679,022	267,500,634	49,591,630	492,771,286	9,114,744	7,009,306	476,647,236
VO-TECH TOTAL VALUATION		175,679,022	267,500,634	49,591,630	492,771,286	9,114,744	7,009,306	476,647,236

2023 PITTSBURG COUNTY ASSESSOR'S OFFICE REPORT TO THE EXCISE BOARD

07/26/2023

I, Michelle Fields, Assessor of Pittsburg County Oklahoma, do hereby certify that the foregoing is a true and correct statement of valuations for Real Estate, Personal Property, Public Service and Homestead Exemptions as certified by the State Board of Equalization and shown by the records in the County Assessor's office. Subscribed by my name and affixed the seal of the County Assessors office on this day of 07/26/2023.

State of Oklahoma)
Pittsburg County) SS

Michelle Fields

7-26-23
Date

Michelle Fields
County Assessor
Pittsburg County



I, Hope Trammell, County Clerk of Pittsburg County Oklahoma, do hereby certify that the above is a true, correct and complete list of the valuations of Pittsburg County Oklahoma as certified by the Pittsburg County Assessor's office.

Hope Trammell

Hope Trammell
County Clerk
Pittsburg County

Seal

Excise Board:

[Signature]

[Signature] Boyd Cahle

July 27 2023
Date



Michelle Bennett



Real	Count	Value
Agricultural	24	246,954
Commercial	996	44,125,054
Residential	7,503	69,976,247
Total Real Value	8,523	114,348,255
Homestead	2,723	2,921,129
Veteran	162	2,349,502
Other	0	0
Total Exempt	3,098	5,270,631

TIF Increment Value

Net Assessed 109,077,624

Net Assessed Under Protest

Senior Freeze	501	1,654,370
Capped Parcels	3,779	28,561,675

Personal	Count	Value
Agricultural	20	62,860
Commercial	804	30,123,082
Mobile Home	10	16,150
Total Personal	834	30,202,092
Total Exempt	6	5,763,724

TIF Increment Value

Net Assessed 24,438,368

Net Assessed Under Protest

Public Service	Count	Value
Total PS Value	40	11,753,297

TIF Increment Value

Net Assessed 11,753,297

District Totals

Total Gross Value	156,303,644
Homestead Loss	2,921,129
Other Exemption Loss	8,113,226

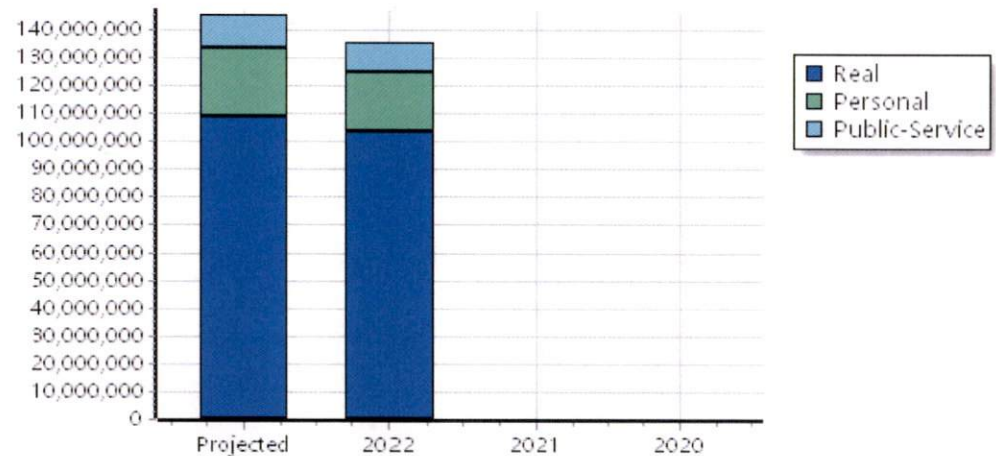
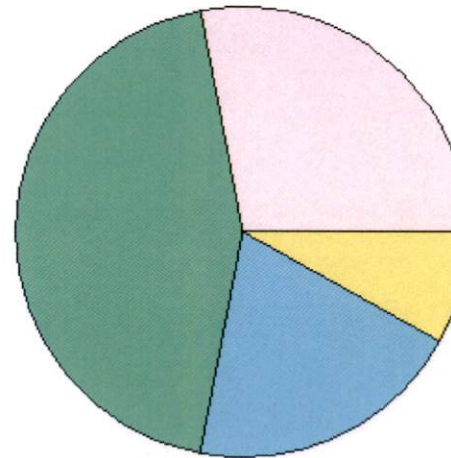
TIF Increment Value

Retained TIF Value



Net Assessed Value 145,269,289

Net Assessed Under Protest

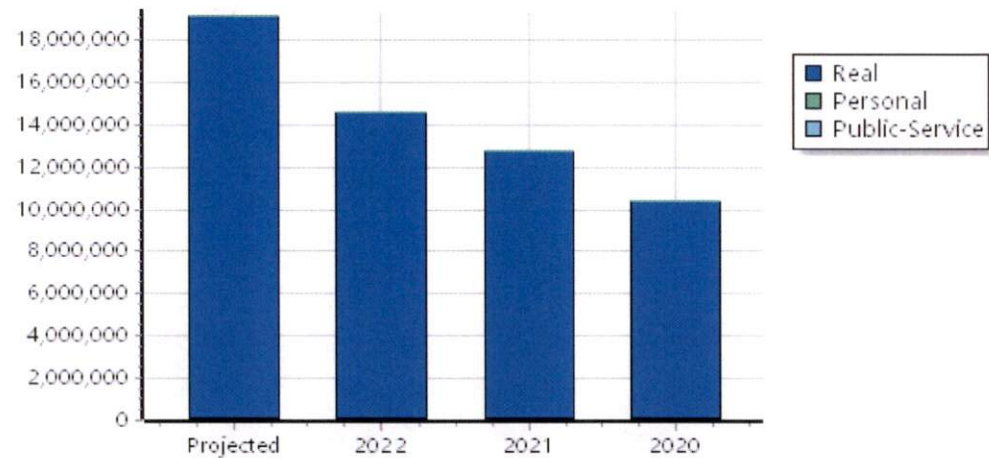
* Public Service Protests Values are not included on this report.



Real	Count	Value
Agricultural	17	133,341
Commercial	52	148,464
Residential	464	18,924,787
Total Real Value	533	19,206,592
Homestead	12	12,000
Veteran	1	72,050
Other	0	0
Total Exempt	13	84,050
TIF Increment Value		15,254,125
Net Assessed		3,868,417
Net Assessed Under Protest		
Senior Freeze	2	46,589
Capped Parcels	207	3,725,513



Personal	Count	Value
Agricultural	0	0
Commercial	4	15,742
Mobile Home	0	0
Total Personal	4	15,742
Total Exempt	0	0
TIF Increment Value		1,219
Net Assessed		14,523
Net Assessed Under Protest		



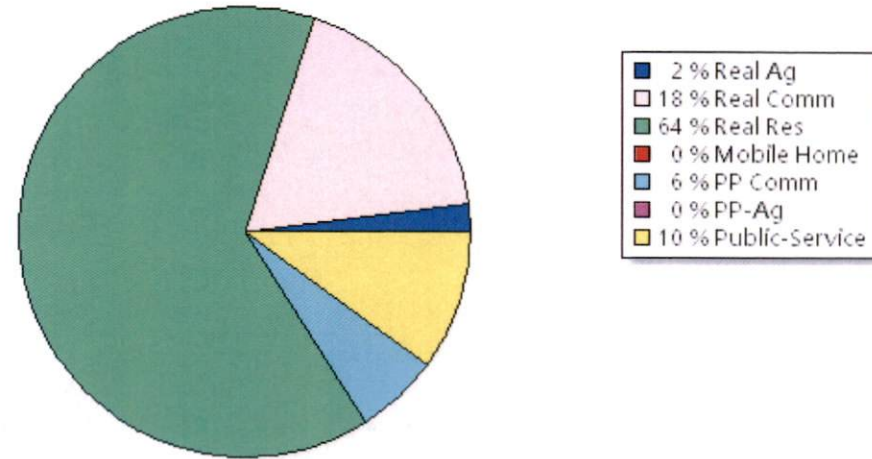
Public Service	Count	Value
Total PS Value	0	0
TIF Increment Value		0
Net Assessed		0

District Totals	
Total Gross Value	19,222,334
Homestead Loss	12,000
Other Exemption Loss	72,050
TIF Increment Value	15,255,344
Retained TIF Value	
Net Assessed Value	3,882,940
Net Assessed Under Protest	

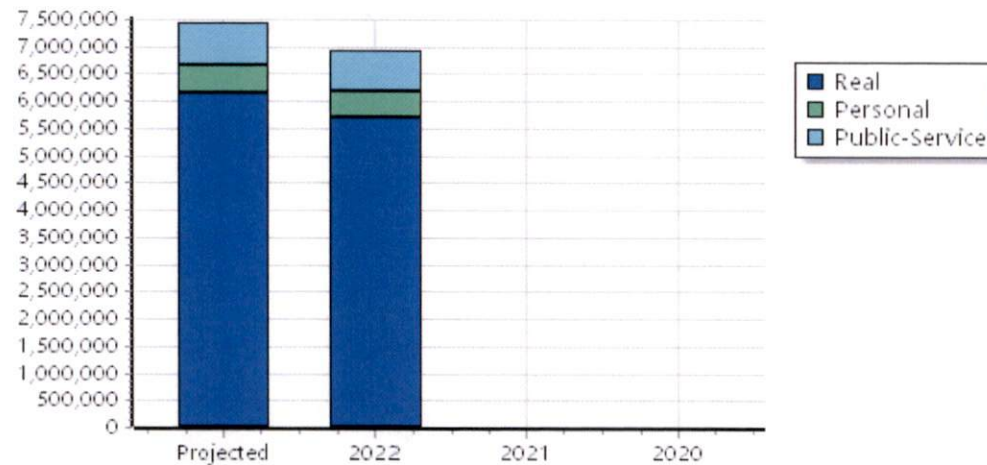
* Public Service Protests Values are not included on this report.

TIF Project Summary						
Code	Description	Expires	Base Value	Increment Value	Retained Inc	Total Value
1	CarlLndg-C TIF	2041	400,476	15,255,344		15,655,820
Total TIF Valuation :			400,476	15,255,344	0	15,655,820

Real	Count	Value
Agricultural	27	174,412
Commercial	129	1,399,549
Residential	1,206	5,137,372
Total Real Value	1,362	6,711,333
Homestead	339	370,793
Veteran	29	203,538
Other	0	0
Total Exempt	402	574,331
TIF Increment Value		
Net Assessed		6,137,002
Net Assessed Under Protest		
Senior Freeze	90	344,985
Capped Parcels	765	2,826,236



Personal	Count	Value
Agricultural	8	9,215
Commercial	66	478,968
Mobile Home	14	29,387
Total Personal	88	517,570
Total Exempt	2	2,300



Personal	Count	Value
Total Personal	88	517,570
Total Exempt	2	2,300
TIF Increment Value		
Net Assessed		515,270
Net Assessed Under Protest		

Public Service	Count	Value
Total PS Value	12	779,540
TIF Increment Value		
Net Assessed		779,540

District Totals	
Total Gross Value	8,008,443
Homestead Loss	370,793
Other Exemption Loss	205,838
TIF Increment Value	
Retained TIF Value	
Net Assessed Value	7,431,812
Net Assessed Under Protest	

* Public Service Protests Values are not included on this report.

Real	Count	Value
Agricultural	2	269
Commercial	11	187,273
Residential	157	368,453
Total Real Value	170	555,995

Homestead	24	23,933
Veteran	2	20,198
Other	0	0
Total Exempt	26	44,131

TIF Increment Value

Net Assessed 511,864

Net Assessed Under Protest

Senior Freeze	3	7,095
Capped Parcels	94	111,849

Personal	Count	Value
Agricultural	1	1,308
Commercial	15	209,850
Mobile Home	4	7,214
Total Personal	20	218,372

Total Exempt 0

TIF Increment Value

Net Assessed 218,372

Net Assessed Under Protest

Public Service	Count	Value
Total PS Value	12	304,623

TIF Increment Value

Net Assessed 304,623

District Totals

Total Gross Value	1,078,990
Homestead Loss	23,933
Other Exemption Loss	20,198

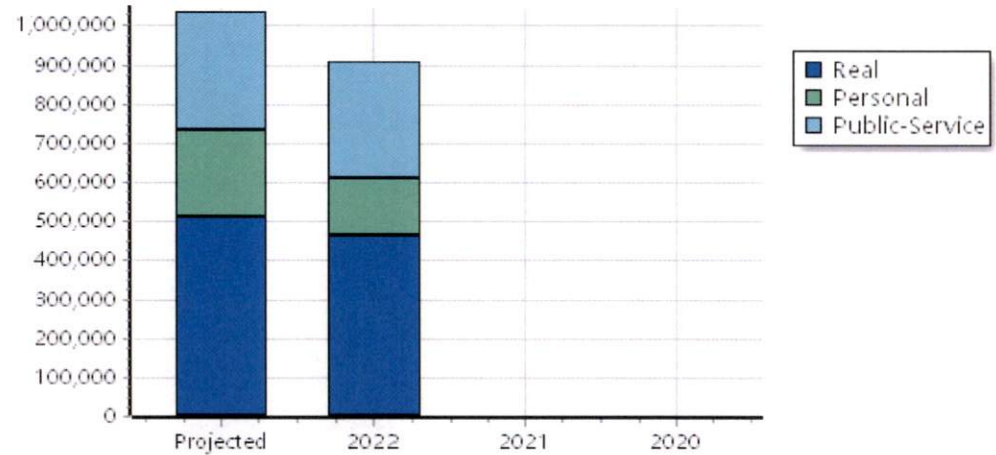
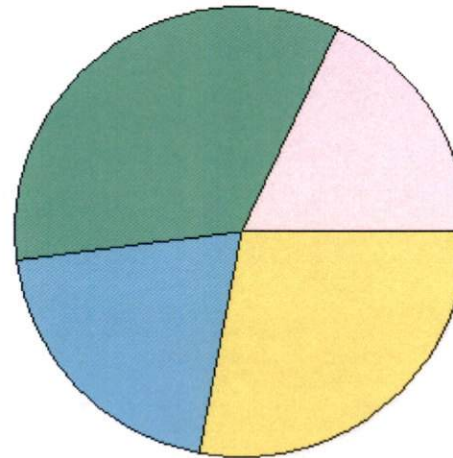
TIF Increment Value

Retained TIF Value

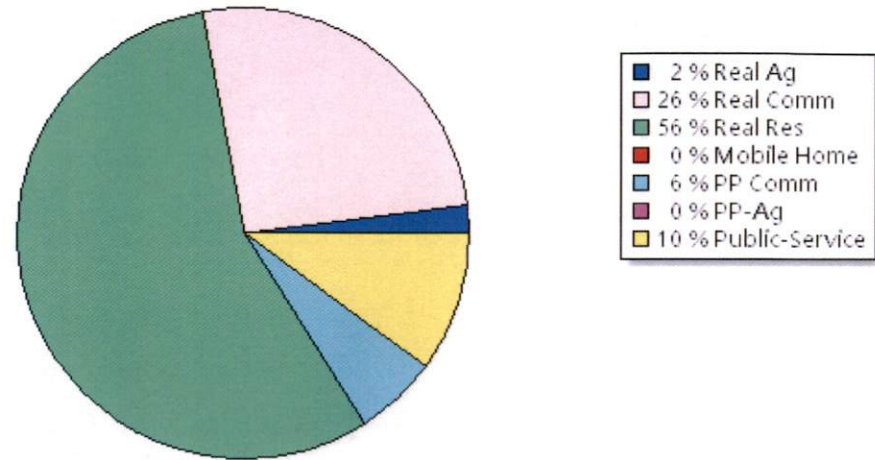
Net Assessed Value 1,034,859

Net Assessed Under Protest

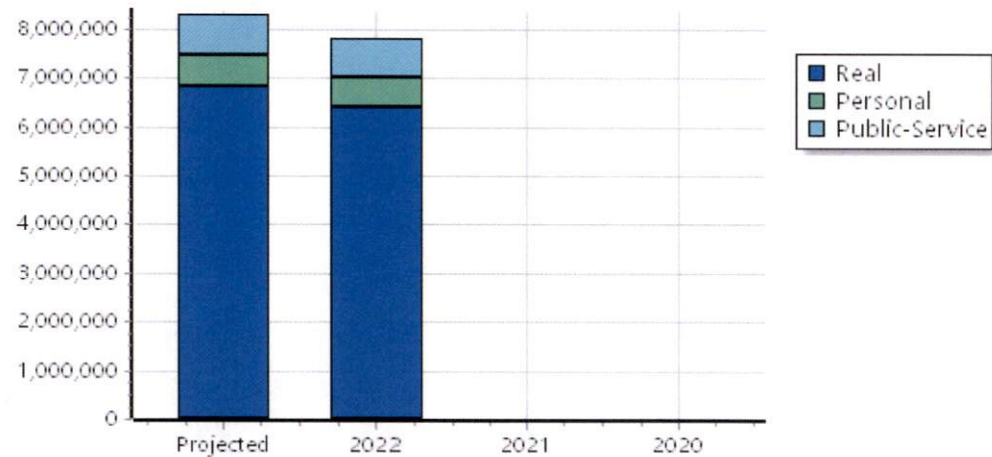
* Public Service Protests Values are not included on this report.



Real	Count	Value
Agricultural	37	193,192
Commercial	151	2,250,090
Residential	1,008	4,831,023
Total Real Value	1,196	7,274,305
Homestead	304	329,020
Veteran	13	106,886
Other	0	0
Total Exempt	346	435,906
TIF Increment Value		
Net Assessed		6,838,399
Net Assessed Under Protest		
Senior Freeze	58	247,032
Capped Parcels	673	3,155,075



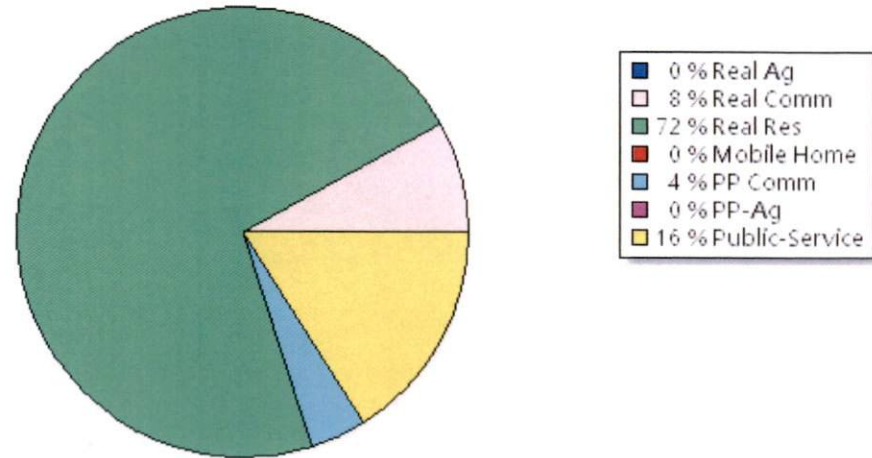
Personal	Count	Value
Agricultural	5	5,495
Commercial	71	608,470
Mobile Home	12	11,153
Total Personal	88	625,118
Total Exempt	0	0
TIF Increment Value		
Net Assessed		625,118
Net Assessed Under Protest		
Public Service	Count	Value
Total PS Value	13	833,737
TIF Increment Value		
Net Assessed		833,737



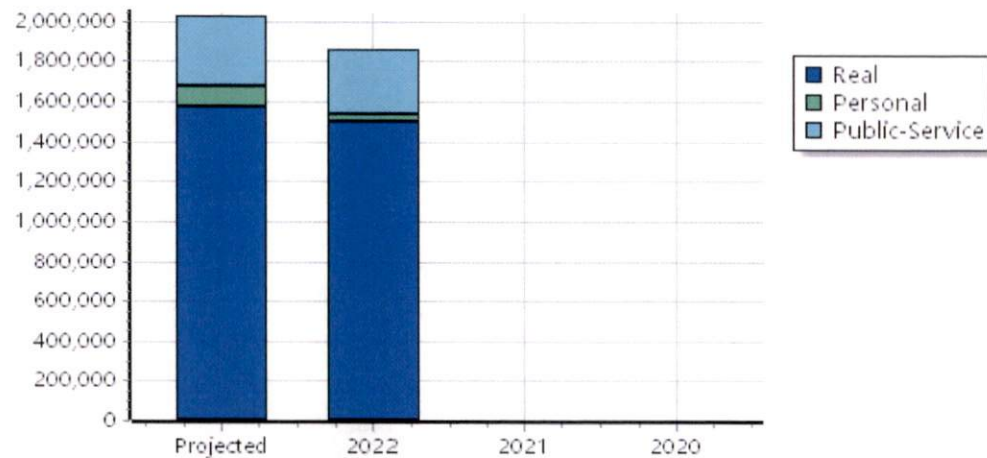
District Totals	
Total Gross Value	8,733,160
Homestead Loss	329,020
Other Exemption Loss	106,886
TIF Increment Value	
Retained TIF Value	
Net Assessed Value	8,297,254
Net Assessed Under Protest	

* Public Service Protests Values are not included on this report.

Real	Count	Value
Agricultural	1	429
Commercial	38	180,313
Residential	588	1,614,090
Total Real Value	627	1,794,832
Homestead	155	167,981
Veteran	9	52,552
Other	0	0
Total Exempt	180	220,533
TIF Increment Value		
Net Assessed		1,574,299
Net Assessed Under Protest		
Senior Freeze	32	69,697
Capped Parcels	322	907,296



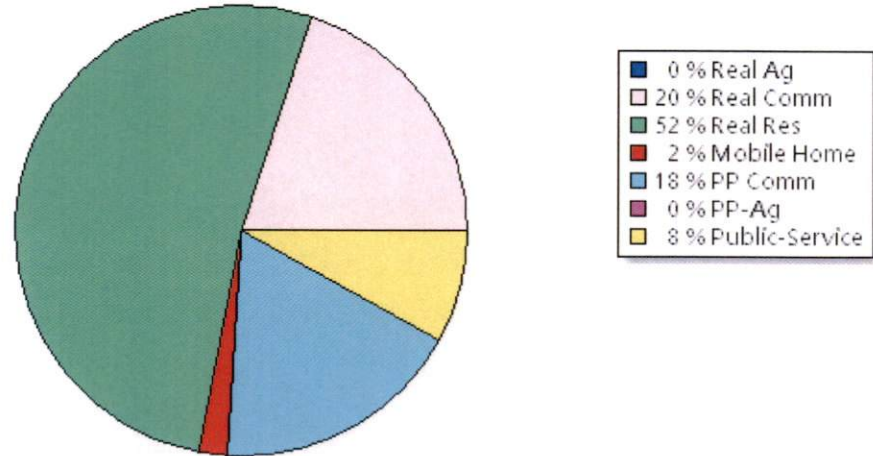
Personal	Count	Value
Agricultural	2	1,226
Commercial	12	88,241
Mobile Home	7	12,431
Total Personal	21	101,898
Total Exempt	0	0
TIF Increment Value		
Net Assessed		101,898
Net Assessed Under Protest		
Public Service		
Total PS Value	8	350,141
TIF Increment Value		
Net Assessed		350,141



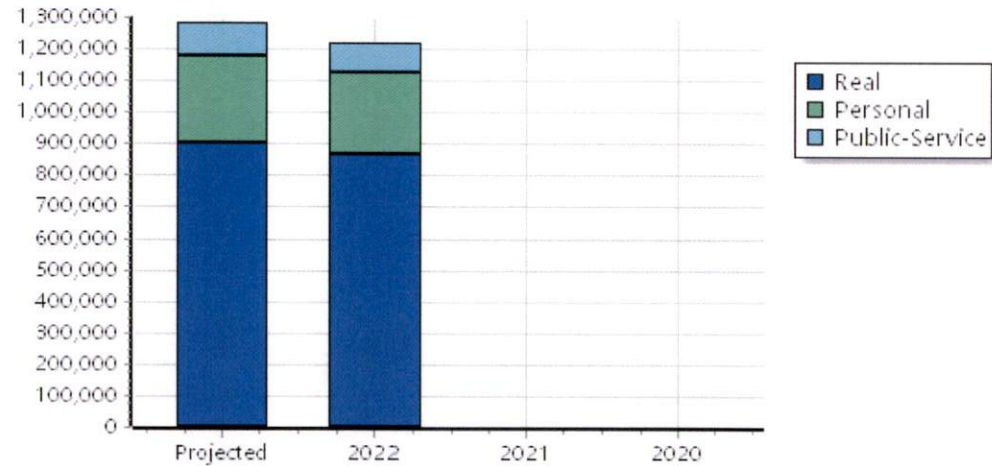
District Totals	
Total Gross Value	2,246,871
Homestead Loss	167,981
Other Exemption Loss	52,552
TIF Increment Value	
Retained TIF Value	
Net Assessed Value	2,026,338
Net Assessed Under Protest	

* Public Service Protests Values are not included on this report.

Real	Count	Value
Agricultural	0	0
Commercial	11	277,266
Residential	300	710,567
Total Real Value	311	987,833
Homestead	59	65,057
Veteran	2	18,767
Other	0	0
Total Exempt	68	83,824
TIF Increment Value		
Net Assessed		904,009
Net Assessed Under Protest		
Senior Freeze	10	18,774
Capped Parcels	103	243,560



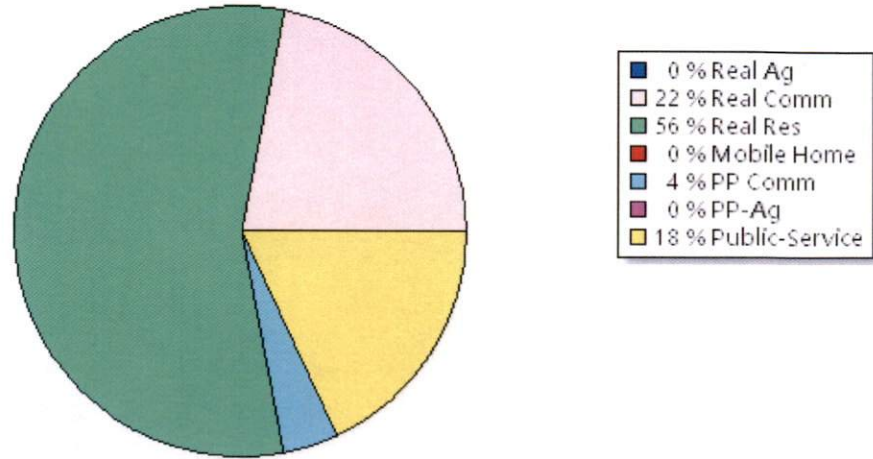
Personal	Count	Value
Agricultural	3	3,694
Commercial	9	256,190
Mobile Home	8	13,681
Total Personal	20	273,565
Total Exempt	0	0
TIF Increment Value		
Net Assessed		273,565
Net Assessed Under Protest		
Public Service		
Total PS Value	4	104,962
TIF Increment Value		
Net Assessed		104,962



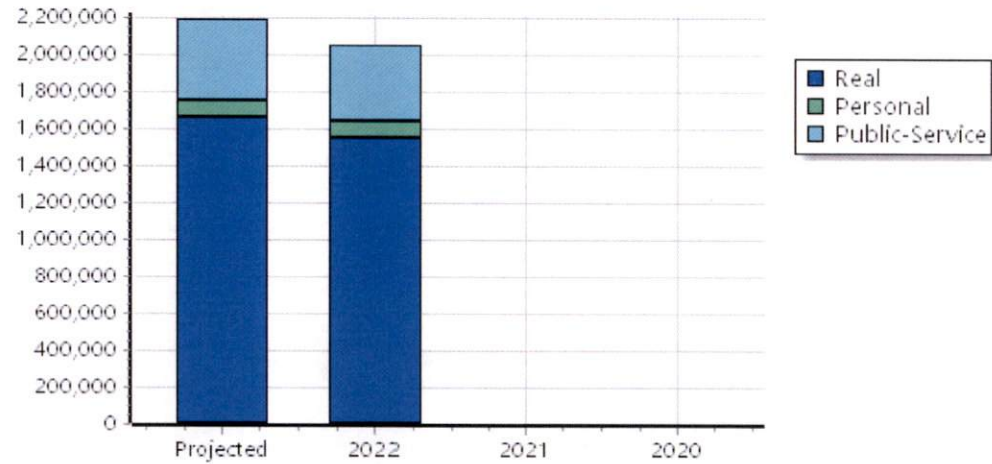
District Totals	
Total Gross Value	1,366,360
Homestead Loss	65,057
Other Exemption Loss	18,767
TIF Increment Value	
Retained TIF Value	
Net Assessed Value	1,282,536
Net Assessed Under Protest	

* Public Service Protests Values are not included on this report.

Real	Count	Value
Agricultural	1	85
Commercial	33	502,114
Residential	479	1,310,179
Total Real Value	513	1,812,378
Homestead	124	124,747
Veteran	3	29,240
Other	0	0
Total Exempt	138	153,987
TIF Increment Value		
Net Assessed		1,658,391
Net Assessed Under Protest		
Senior Freeze	18	90,771
Capped Parcels	301	1,309,889



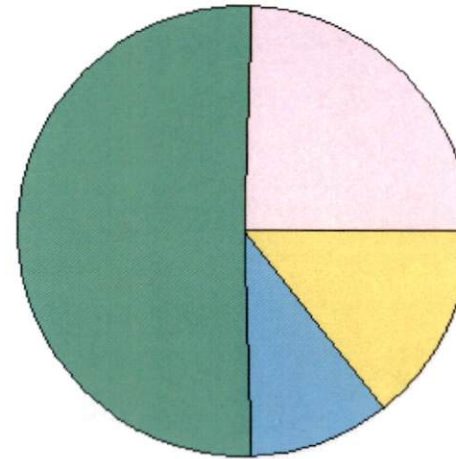
Personal	Count	Value
Agricultural	2	2,014
Commercial	21	74,645
Mobile Home	8	18,568
Total Personal	31	95,227
Total Exempt	1	2,000
TIF Increment Value		
Net Assessed		93,227
Net Assessed Under Protest		
Public Service		
Total PS Value	8	439,387
TIF Increment Value		
Net Assessed		439,387



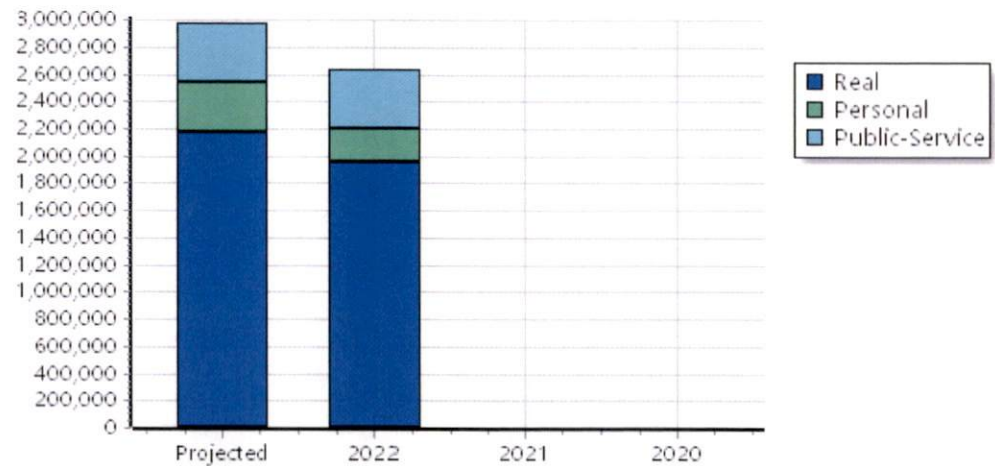
District Totals	
Total Gross Value	2,346,992
Homestead Loss	124,747
Other Exemption Loss	31,240
TIF Increment Value	
Retained TIF Value	
Net Assessed Value	2,191,005
Net Assessed Under Protest	

* Public Service Protests Values are not included on this report.

Real	Count	Value
Agricultural	5	13,296
Commercial	61	767,065
Residential	664	1,605,734
Total Real Value	730	2,386,095
Homestead	151	162,210
Veteran	8	50,076
Other	0	0
Total Exempt	182	212,286
TIF Increment Value		
Net Assessed		2,173,809
Net Assessed Under Protest		
Senior Freeze	29	79,099
Capped Parcels	394	957,741




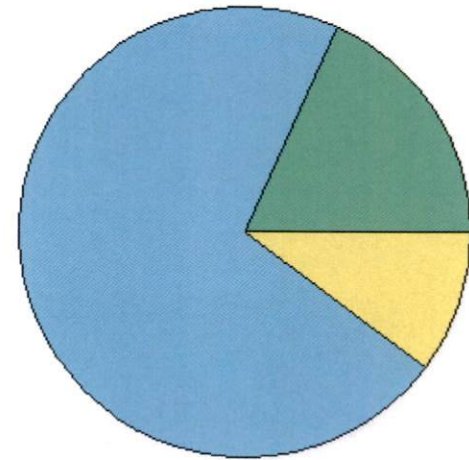
Personal	Count	Value
Agricultural	1	6,851
Commercial	34	340,418
Mobile Home	8	18,108
Total Personal	43	365,377
Total Exempt	1	2,000
TIF Increment Value		
Net Assessed		363,377
Net Assessed Under Protest		
Public Service		
Total PS Value	9	436,320
TIF Increment Value		
Net Assessed		436,320



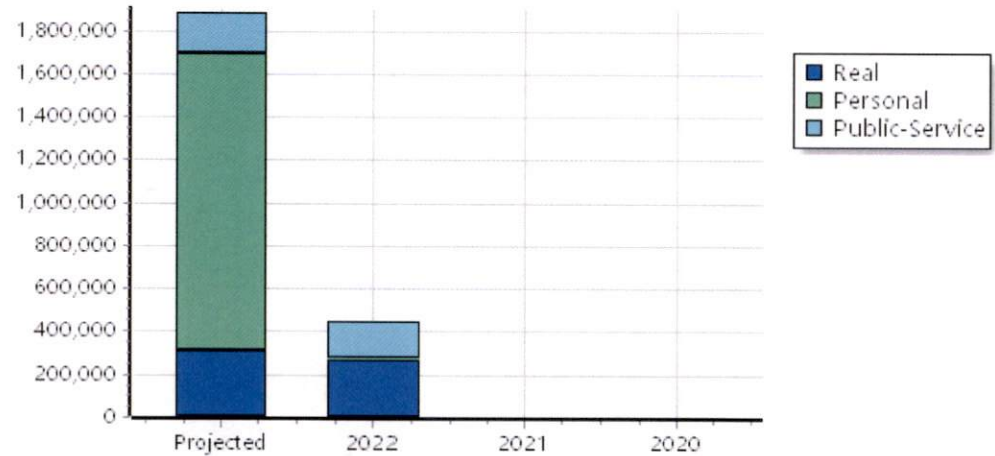
District Totals	
Total Gross Value	3,187,792
Homestead Loss	162,210
Other Exemption Loss	52,076
TIF Increment Value	
Retained TIF Value	
Net Assessed Value	2,973,506
Net Assessed Under Protest	

* Public Service Protests Values are not included on this report.

Real	Count	Value
Agricultural	3	12,803
Commercial	4	9,531
Residential	142	346,946
Total Real Value	149	369,280
Homestead	30	34,366
Veteran	3	23,537
Other	0	0
Total Exempt	40	57,903
TIF Increment Value		
Net Assessed		311,377
Net Assessed Under Protest		
Senior Freeze	8	28,012
Capped Parcels	92	494,446



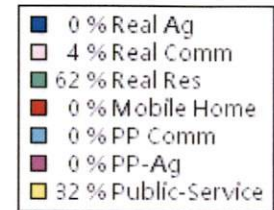

Personal	Count	Value
Agricultural	3	1,559
Commercial	1	1,377,454
Mobile Home	2	7,092
Total Personal	6	1,386,105
Total Exempt	0	0
TIF Increment Value		
Net Assessed		1,386,105
Net Assessed Under Protest		
Public Service		
Total PS Value	4	185,647
TIF Increment Value		
Net Assessed		185,647



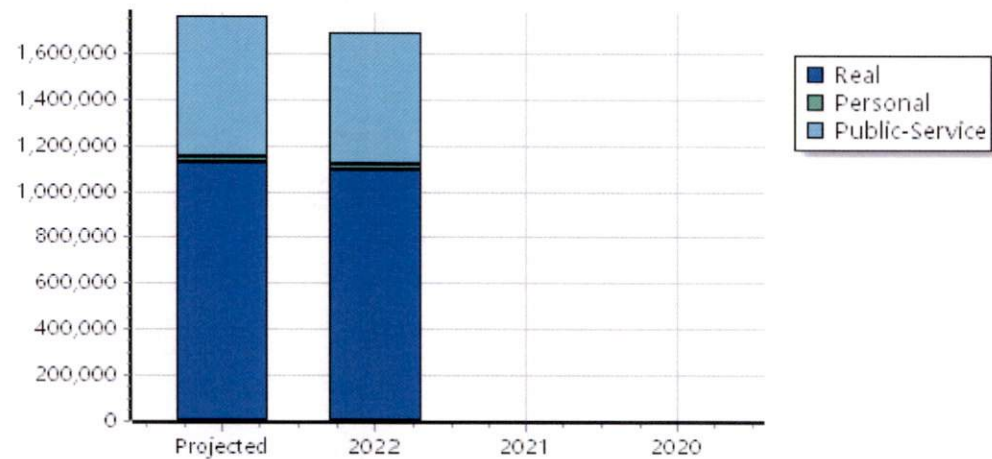
District Totals	
Total Gross Value	1,941,032
Homestead Loss	34,366
Other Exemption Loss	23,537
TIF Increment Value	
Retained TIF Value	
Net Assessed Value	1,883,129
Net Assessed Under Protest	

* Public Service Protests Values are not included on this report.

Real	Count	Value
Agricultural	0	0
Commercial	14	81,343
Residential	565	1,147,361
Total Real Value	579	1,228,704
Homestead	72	77,086
Veteran	3	22,874
Other	0	0
Total Exempt	81	99,960
TIF Increment Value		
Net Assessed		1,128,744
Net Assessed Under Protest		
Senior Freeze	11	31,973
Capped Parcels	200	561,859



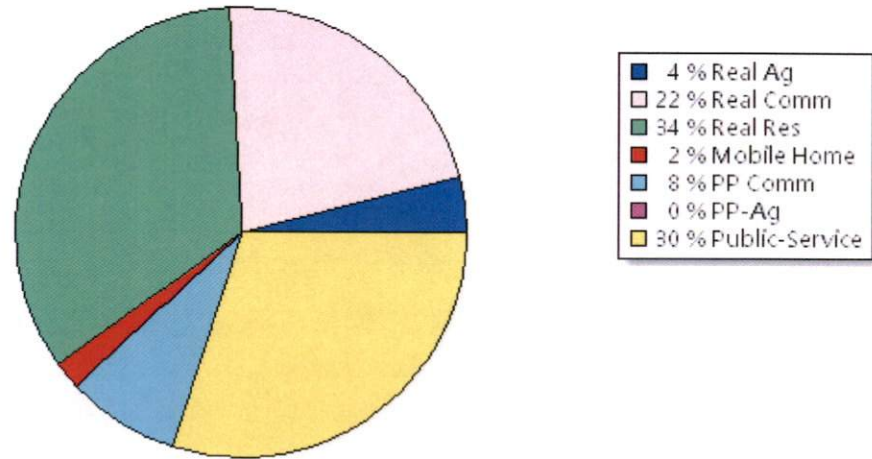
Personal	Count	Value
Agricultural	1	240
Commercial	10	14,569
Mobile Home	4	4,201
Total Personal	15	19,010
Total Exempt	0	0
TIF Increment Value		
Net Assessed		19,010
Net Assessed Under Protest		
Public Service	Count	Value
Total PS Value	13	612,438
TIF Increment Value		
Net Assessed		612,438



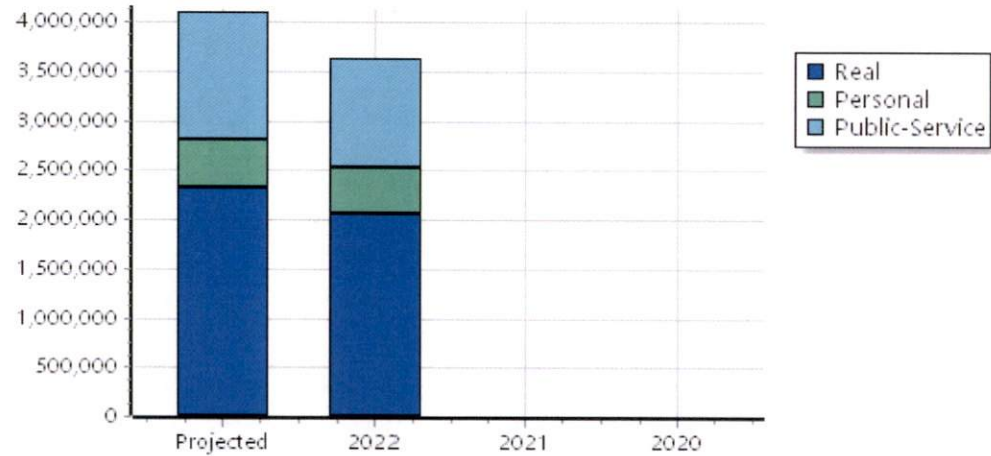
District Totals	
Total Gross Value	1,860,152
Homestead Loss	77,086
Other Exemption Loss	22,874
TIF Increment Value	
Retained TIF Value	
Net Assessed Value	1,760,192
Net Assessed Under Protest	

* Public Service Protests Values are not included on this report.

Real	Count	Value
Agricultural	24	142,369
Commercial	39	903,693
Residential	377	1,470,631
Total Real Value	440	2,516,693
Homestead	112	116,921
Veteran	9	72,694
Other	0	0
Total Exempt	127	189,615
TIF Increment Value		
Net Assessed		2,327,078
Net Assessed Under Protest		
Senior Freeze	13	36,549
Capped Parcels	316	1,357,682



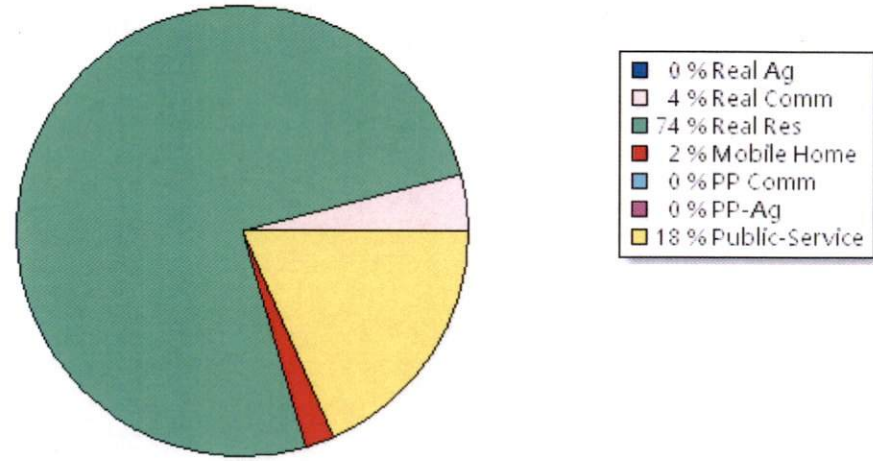
Personal	Count	Value
Agricultural	5	6,309
Commercial	30	359,258
Mobile Home	28	109,563
Total Personal	63	475,130
Total Exempt	0	0
TIF Increment Value		
Net Assessed		475,130
Net Assessed Under Protest		
Public Service		
Total PS Value	20	1,291,884
TIF Increment Value		
Net Assessed		1,291,884



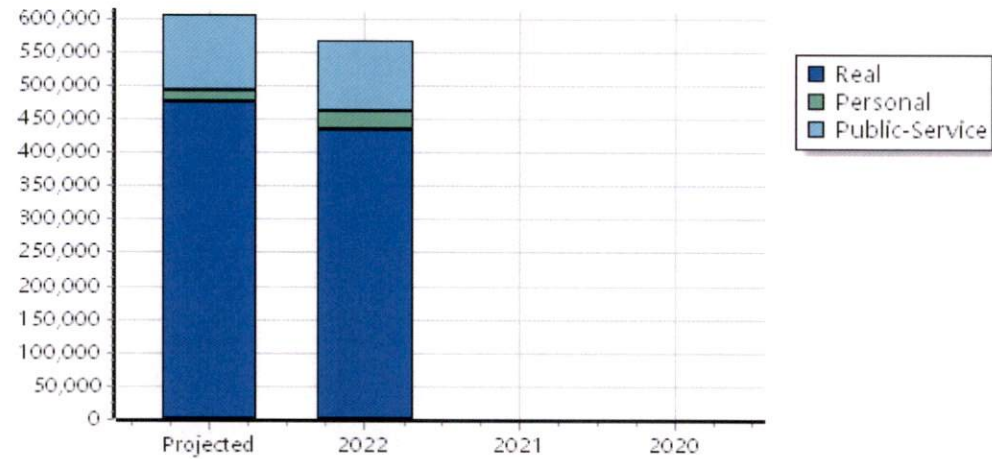
District Totals	
Total Gross Value	4,283,707
Homestead Loss	116,921
Other Exemption Loss	72,694
TIF Increment Value	
Retained TIF Value	
Net Assessed Value	4,094,092
Net Assessed Under Protest	

* Public Service Protests Values are not included on this report.

Real	Count	Value
Agricultural	2	2,774
Commercial	9	30,833
Residential	276	490,723
Total Real Value	287	524,330
Homestead	45	48,588
Veteran	1	2,513
Other	0	0
Total Exempt	50	51,101
TIF Increment Value		
Net Assessed		473,229
Net Assessed Under Protest		
Senior Freeze	8	16,364
Capped Parcels	117	253,302



Personal	Count	Value
Agricultural	2	904
Commercial	1	323
Mobile Home	5	17,352
Total Personal	8	18,579
Total Exempt	0	0
TIF Increment Value		
Net Assessed		18,579
Net Assessed Under Protest		

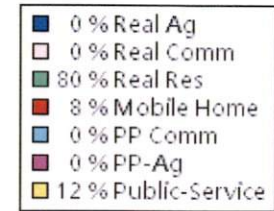



Public Service	Count	Value
Total PS Value	7	112,423
TIF Increment Value		
Net Assessed		112,423

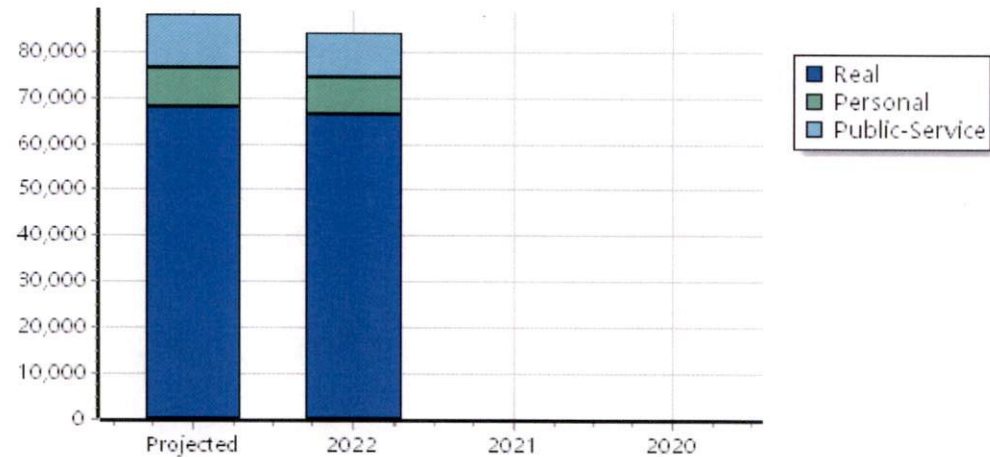
District Totals	
Total Gross Value	655,332
Homestead Loss	48,588
Other Exemption Loss	2,513
TIF Increment Value	
Retained TIF Value	
Net Assessed Value	604,231
Net Assessed Under Protest	

* Public Service Protests Values are not included on this report.

Real	Count	Value
Agricultural	1	208
Commercial	2	291
Residential	99	78,041
Total Real Value	102	78,540
Homestead	12	10,859
Veteran	0	0
Other	0	0
Total Exempt	12	10,859
TIF Increment Value		
Net Assessed		67,681
Net Assessed Under Protest		
Senior Freeze	0	0
Capped Parcels	37	49,884



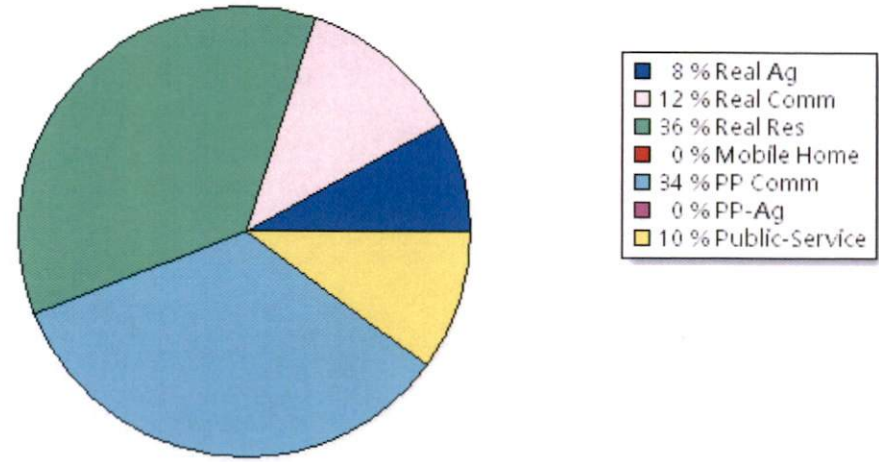
Personal	Count	Value
Agricultural	1	165
Commercial	0	0
Mobile Home	1	8,508
Total Personal	2	8,673
Total Exempt	0	0
TIF Increment Value		
Net Assessed		8,673
Net Assessed Under Protest		
Public Service		
Total PS Value	1	11,545
TIF Increment Value		
Net Assessed		11,545



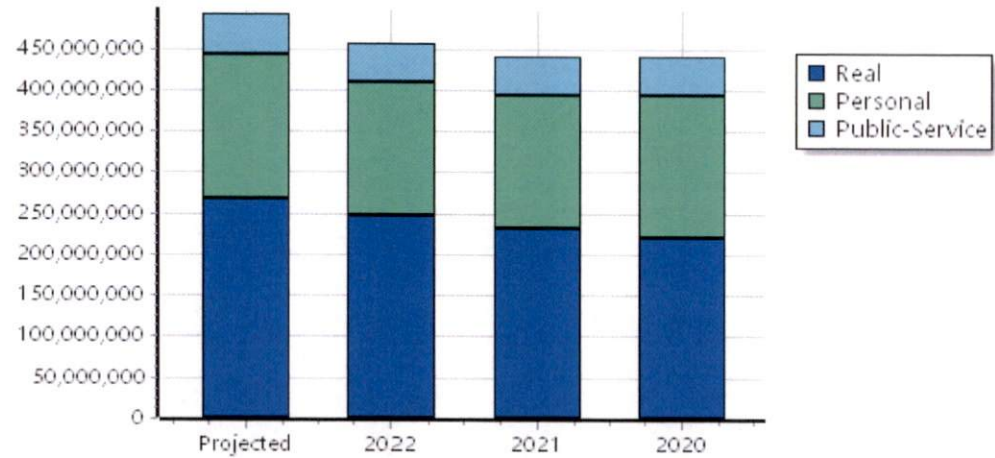
District Totals	
Total Gross Value	98,758
Homestead Loss	10,859
Other Exemption Loss	0
TIF Increment Value	
Retained TIF Value	
Net Assessed Value	87,899
Net Assessed Under Protest	

* Public Service Protests Values are not included on this report.

Real	Count	Value
Agricultural	10,068	37,078,389
Commercial	1,912	59,546,909
Residential	31,587	186,212,511
Total Real Value	43,567	282,837,809
Homestead	8,597	9,125,744
Veteran	579	7,081,356
Other	0	0
Total Exempt	9,808	16,207,100
TIF Increment Value		15,254,125
Net Assessed		251,376,584
Net Assessed Under Protest	0	0
Senior Freeze	1,623	6,753,615
Capped Parcels	17,576	78,762,974



Personal	Count	Value
Agricultural	2,331	5,019,237
Commercial	1,677	174,493,753
Mobile Home	635	1,980,552
Total Personal	4,643	181,493,542
Total Exempt	20	5,813,301
TIF Increment Value		1,219
Net Assessed		175,679,022
Net Assessed Under Protest	18	7,459,075
Public Service	Count	Value
Total PS Value	409	49,591,630
TIF Increment Value		0
Net Assessed		49,591,630

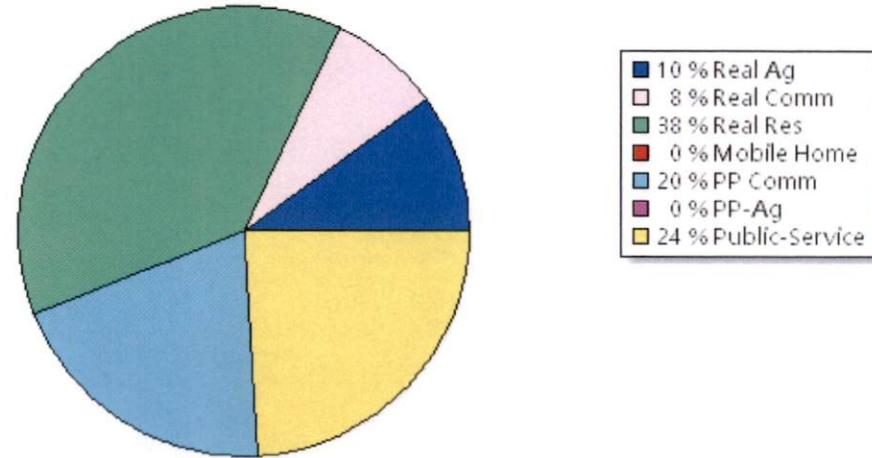


District Totals	
Total Gross Value	513,922,981
Homestead Loss	9,125,744
Other Exemption Loss	12,894,657
TIF Increment Value	15,255,344
Retained TIF Value	
Net Assessed Value	476,647,236
Net Assessed Under Protest	7,459,075

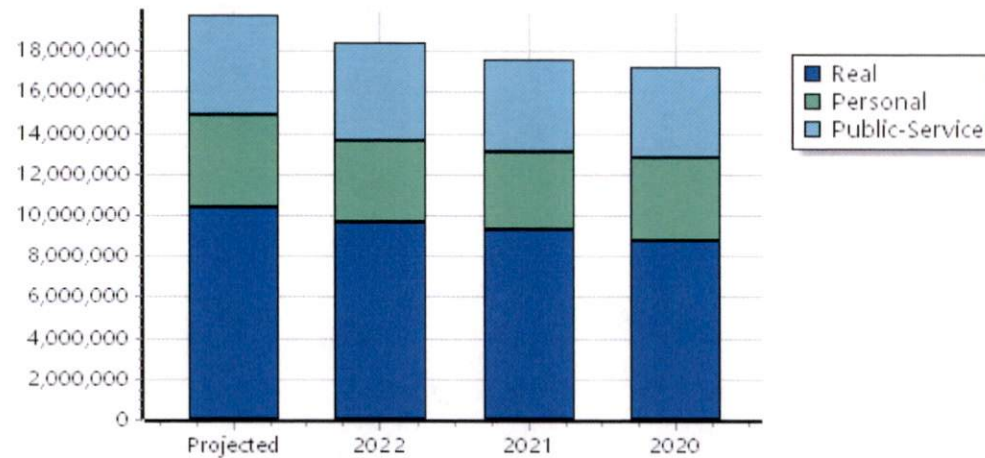
TIF Project Summary						
Code	Description	Expires	Base Value	Increment Value	Retained Inc	Total Value
1	CarlLndg-C TIF	2041	400,476	15,255,344		15,655,820
Total TIF Valuation :			400,476	15,255,344	0	15,655,820

* Public Service Protests Values are not included on this report.

Real	Count	Value
Agricultural	629	2,219,183
Commercial	138	1,469,452
Residential	1,804	7,797,328
Total Real Value	2,571	11,485,963
Homestead	598	642,638
Veteran	51	457,125
Other	0	0
Total Exempt	698	1,099,763
TIF Increment Value		
Net Assessed		10,386,200
Net Assessed Under Protest	0	0
Senior Freeze	137	575,255
Capped Parcels	1,259	4,540,364





Personal	Count	Value
Agricultural	115	200,087
Commercial	97	4,136,948
Mobile Home	39	125,407
Total Personal	251	4,462,442
Total Exempt	4	6,300
TIF Increment Value		
Net Assessed		4,456,142
Net Assessed Under Protest	2	764,556
Public Service		
Total PS Value	25	4,879,898
TIF Increment Value		
Net Assessed		4,879,898



District Totals	
Total Gross Value	20,828,303
Homestead Loss	642,638
Other Exemption Loss	463,425
TIF Increment Value	
Retained TIF Value	
Net Assessed Value	19,722,240
Net Assessed Under Protest	764,556

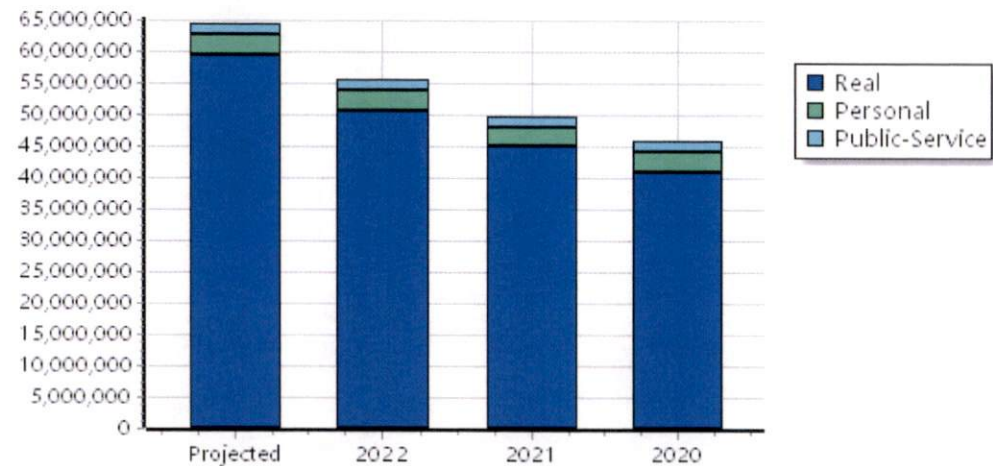
* Public Service Protests Values are not included on this report.

Real	Count	Value
Agricultural	633	1,750,977
Commercial	159	1,621,802
Residential	10,864	58,086,453
Total Real Value	11,656	61,459,232
Homestead	989	1,046,894
Veteran	85	1,022,276
Other	0	0
Total Exempt	1,159	2,069,170
TIF Increment Value		15,254,125
Net Assessed		44,135,937
Net Assessed Under Protest	0	0
Senior Freeze	239	1,316,132
Capped Parcels	4,251	15,741,188



Personal	Count	Value
Agricultural	698	1,585,125
Commercial	92	1,564,735
Mobile Home	82	222,322
Total Personal	872	3,372,182
Total Exempt	1	2,000
TIF Increment Value		1,219
Net Assessed		3,368,963
Net Assessed Under Protest	1	98,171

Public Service	Count	Value
Total PS Value	28	1,651,318
TIF Increment Value		0
Net Assessed		1,651,318


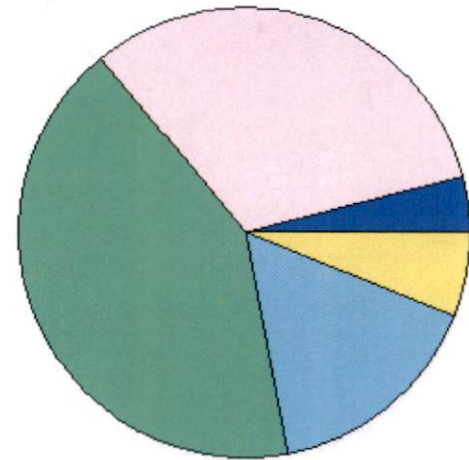


District Totals	
Total Gross Value	66,482,732
Homestead Loss	1,046,894
Other Exemption Loss	1,024,276
TIF Increment Value	15,255,344
Retained TIF Value	
Net Assessed Value	49,156,218
Net Assessed Under Protest	98,171

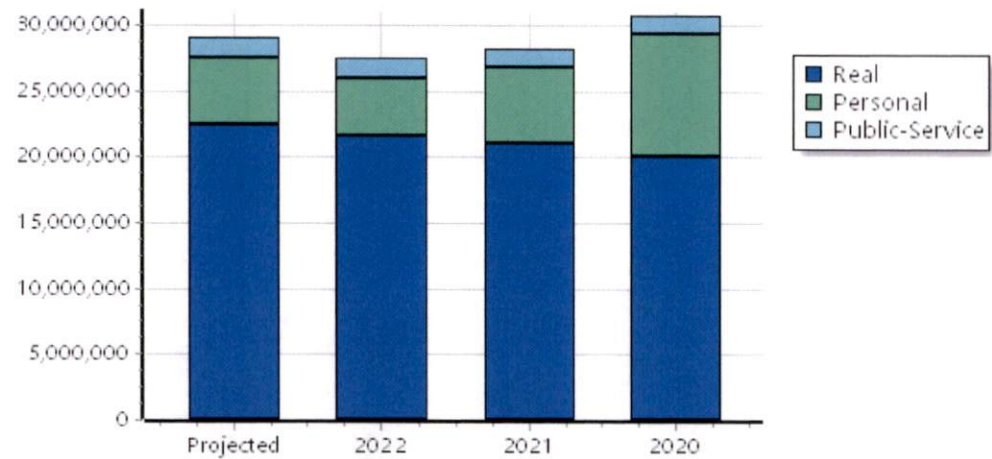
* Public Service Protests Values are not included on this report.

TIF Project Summary						
Code	Description	Expires	Base Value	Increment Value	Retained Inc	Total Value
1	CarlLndg-C TIF	2041	400,476	15,255,344		15,655,820
Total TIF Valuation :			400,476	15,255,344	0	15,655,820

Real	Count	Value
Agricultural	144	1,106,338
Commercial	232	9,915,411
Residential	1,525	12,700,354
Total Real Value	1,901	23,722,103
Homestead	572	602,001
Veteran	43	663,545
Other	0	0
Total Exempt	649	1,265,546
TIF Increment Value		
Net Assessed		22,456,557
Net Assessed Under Protest	0	0
Senior Freeze	97	426,682
Capped Parcels	1,022	5,270,948



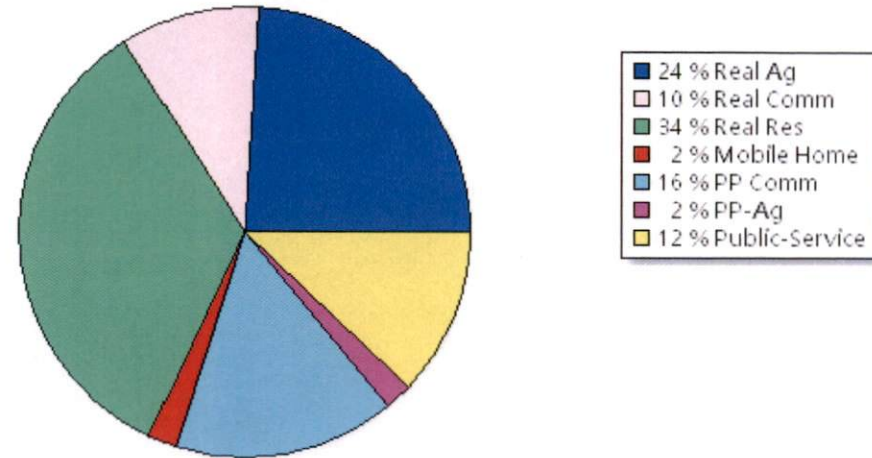
Personal	Count	Value
Agricultural	43	60,813
Commercial	200	4,890,637
Mobile Home	63	118,757
Total Personal	306	5,070,207
Total Exempt	3	34,476
TIF Increment Value		
Net Assessed		5,035,731
Net Assessed Under Protest	1	-11,675
Public Service	Count	Value
Total PS Value	29	1,588,239
TIF Increment Value		
Net Assessed		1,588,239



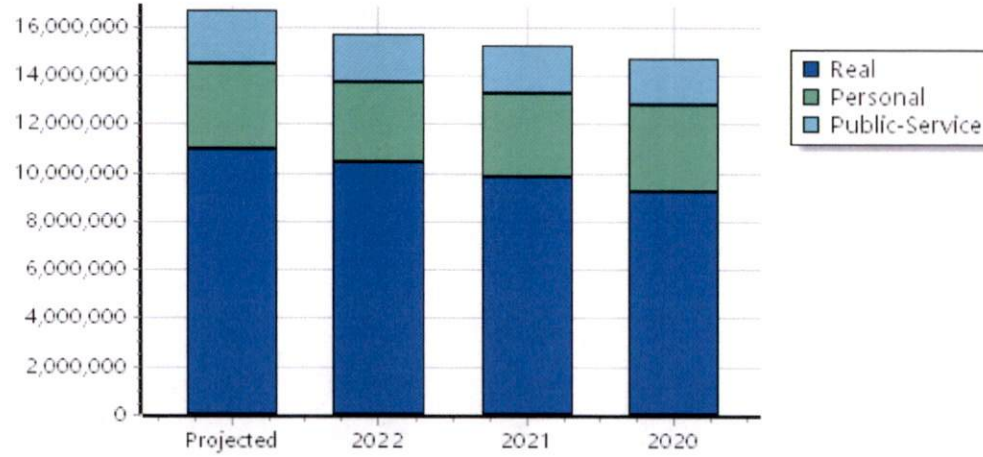
District Totals	
Total Gross Value	30,380,549
Homestead Loss	602,001
Other Exemption Loss	698,021
TIF Increment Value	
Retained TIF Value	
Net Assessed Value	29,080,527
Net Assessed Under Protest	-11,675

* Public Service Protests Values are not included on this report.

Real	Count	Value
Agricultural	1,485	4,348,313
Commercial	91	1,812,784
Residential	1,519	5,937,665
Total Real Value	3,095	12,098,762
Homestead	609	652,669
Veteran	49	472,766
Other	0	0
Total Exempt	709	1,125,435
TIF Increment Value		
Net Assessed		10,973,327
Net Assessed Under Protest	0	0
Senior Freeze	109	443,989
Capped Parcels	1,081	3,727,637



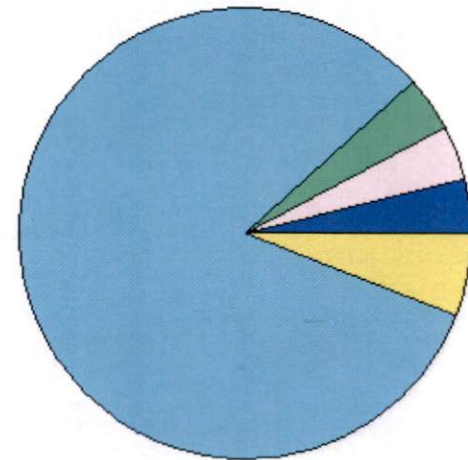
Personal	Count	Value
Agricultural	196	396,761
Commercial	81	2,949,963
Mobile Home	56	180,405
Total Personal	333	3,527,129
Total Exempt	0	0
TIF Increment Value		
Net Assessed		3,527,129
Net Assessed Under Protest	2	320,231
Public Service		
Total PS Value	30	2,176,494
TIF Increment Value		
Net Assessed		2,176,494



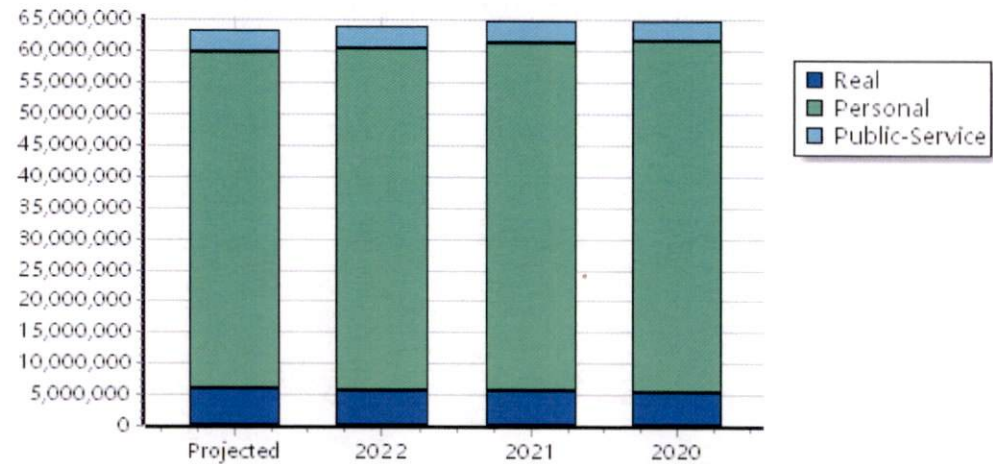
District Totals	
Total Gross Value	17,802,385
Homestead Loss	652,669
Other Exemption Loss	472,766
TIF Increment Value	
Retained TIF Value	
Net Assessed Value	16,676,950
Net Assessed Under Protest	320,231

* Public Service Protests Values are not included on this report.

Real	Count	Value
Agricultural	666	2,310,100
Commercial	49	1,956,339
Residential	716	2,040,337
Total Real Value	1,431	6,306,776
Homestead	285	294,975
Veteran	11	96,461
Other	0	0
Total Exempt	318	391,436
TIF Increment Value		
Net Assessed		5,915,340
Net Assessed Under Protest	0	0
Senior Freeze	39	131,547
Capped Parcels	492	1,831,209



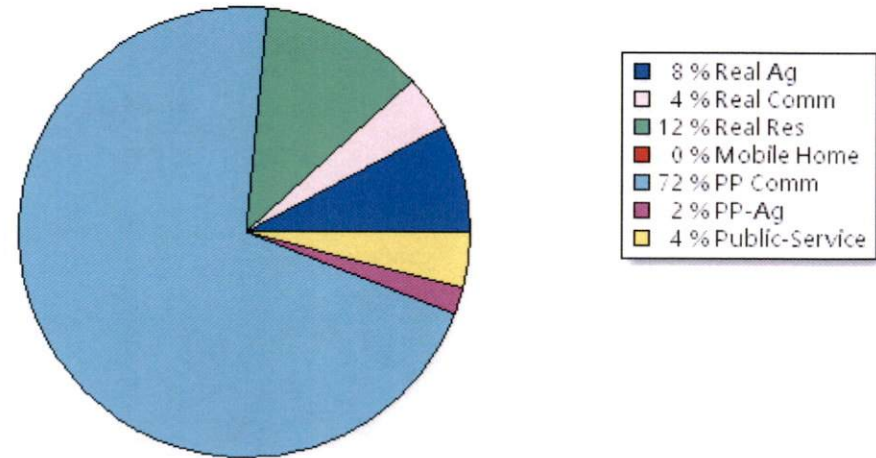
Personal	Count	Value
Agricultural	122	270,533
Commercial	58	53,530,752
Mobile Home	23	105,114
Total Personal	203	53,906,399
Total Exempt	1	2,000
TIF Increment Value		
Net Assessed		53,904,399
Net Assessed Under Protest	1	138,816
Public Service		
Total PS Value	28	3,526,873
TIF Increment Value		
Net Assessed		3,526,873



District Totals	
Total Gross Value	63,740,048
Homestead Loss	294,975
Other Exemption Loss	98,461
TIF Increment Value	
Retained TIF Value	
Net Assessed Value	63,346,612
Net Assessed Under Protest	138,816

* Public Service Protests Values are not included on this report.

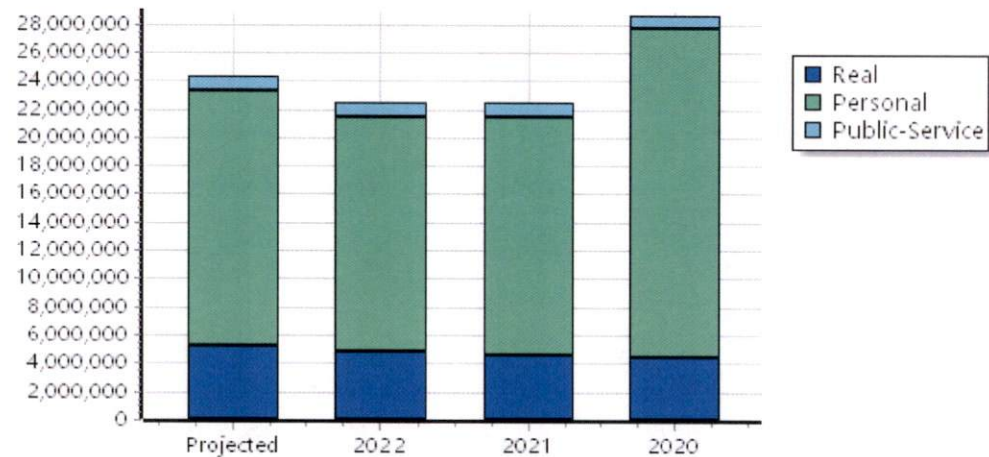
Real	Count	Value
Agricultural	816	1,947,440
Commercial	71	925,215
Residential	918	2,755,850
Total Real Value	1,805	5,628,505
Homestead	301	319,449
Veteran	16	136,008
Other	0	0
Total Exempt	348	455,457



TIF Increment Value

Net Assessed		5,173,048
Net Assessed Under Protest	0	0
Senior Freeze	52	227,139
Capped Parcels	706	2,032,042

Personal	Count	Value
Agricultural	111	310,106
Commercial	70	17,691,822
Mobile Home	31	111,853
Total Personal	212	18,113,781
Total Exempt	1	2,000



TIF Increment Value


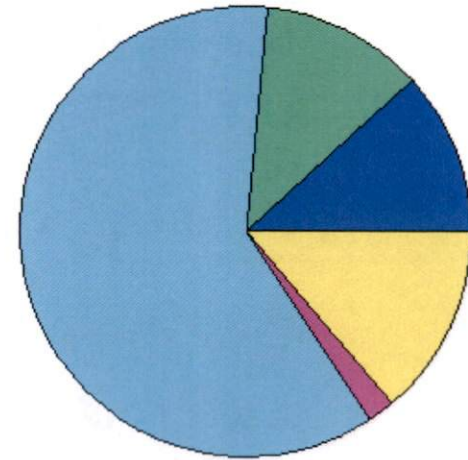
Net Assessed		18,111,781
Net Assessed Under Protest	3	3,292,327

Public Service	Count	Value
Total PS Value	22	1,050,983
TIF Increment Value		
Net Assessed		1,050,983

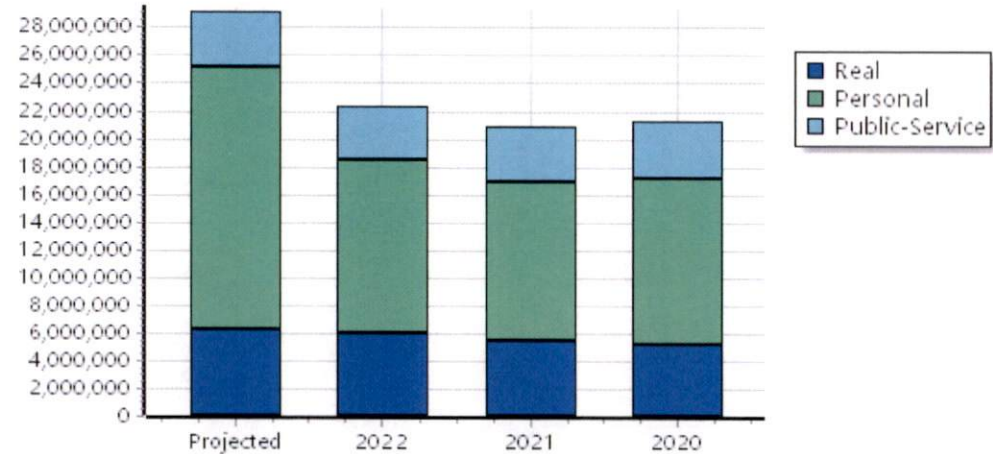
District Totals	
Total Gross Value	24,793,269
Homestead Loss	319,449
Other Exemption Loss	138,008
TIF Increment Value	
Retained TIF Value	
Net Assessed Value	24,335,812
Net Assessed Under Protest	3,292,327

* Public Service Protests Values are not included on this report.

Real	Count	Value
Agricultural	1,158	3,585,349
Commercial	16	64,153
Residential	1,561	3,409,710
Total Real Value	2,735	7,059,212
Homestead	395	415,832
Veteran	34	352,925
Other	0	0
Total Exempt	456	768,757
TIF Increment Value		
Net Assessed		6,290,455
Net Assessed Under Protest	0	0
Senior Freeze	65	248,003
Capped Parcels	1,015	2,455,734




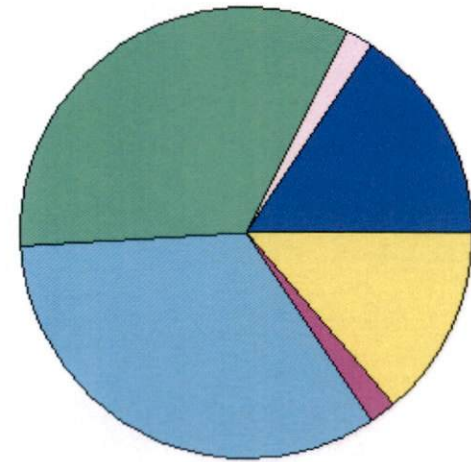
Personal	Count	Value
Agricultural	191	330,869
Commercial	47	18,362,302
Mobile Home	50	195,609
Total Personal	288	18,888,780
Total Exempt	0	0
TIF Increment Value		
Net Assessed		18,888,780
Net Assessed Under Protest	1	207,726
Public Service		
Total PS Value	16	3,933,578
TIF Increment Value		
Net Assessed		3,933,578



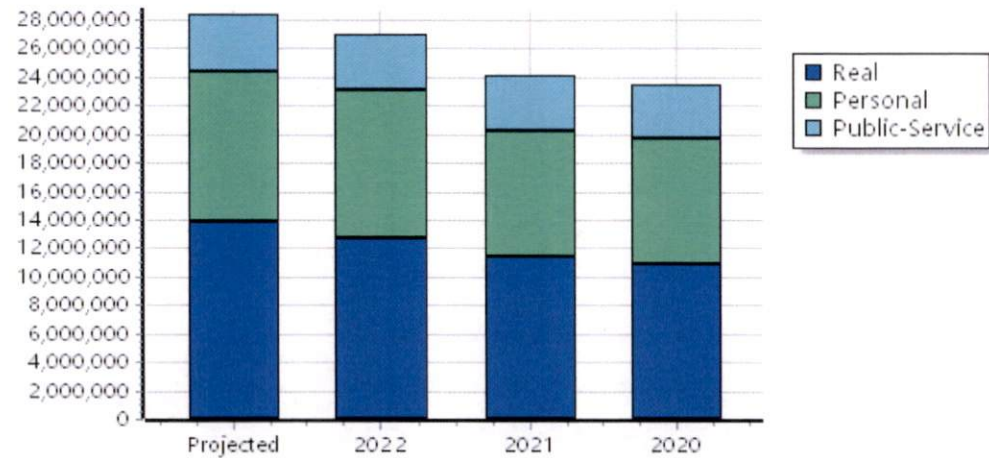
District Totals	
Total Gross Value	29,881,570
Homestead Loss	415,832
Other Exemption Loss	352,925
TIF Increment Value	
Retained TIF Value	
Net Assessed Value	29,112,813
Net Assessed Under Protest	207,726

* Public Service Protests Values are not included on this report.

Real	Count	Value
Agricultural	1,025	4,434,296
Commercial	29	466,076
Residential	2,704	10,053,891
Total Real Value	3,758	14,954,263
Homestead	644	672,343
Veteran	35	462,722
Other	0	0
Total Exempt	714	1,135,065
TIF Increment Value		
Net Assessed		13,819,198
Net Assessed Under Protest	0	0
Senior Freeze	120	528,665
Capped Parcels	1,362	3,832,430




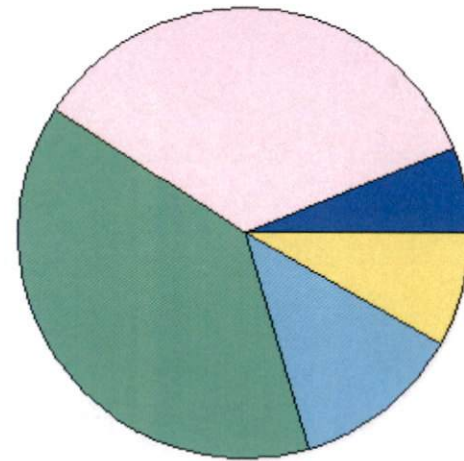
Personal	Count	Value
Agricultural	211	399,812
Commercial	65	9,976,978
Mobile Home	54	153,852
Total Personal	330	10,530,642
Total Exempt	2	3,789
TIF Increment Value		
Net Assessed		10,526,853
Net Assessed Under Protest	3	1,902,420
Public Service	Count	Value
Total PS Value	36	4,037,178
TIF Increment Value		
Net Assessed		4,037,178



District Totals	
Total Gross Value	29,522,083
Homestead Loss	672,343
Other Exemption Loss	466,511
TIF Increment Value	
Retained TIF Value	
Net Assessed Value	28,383,229
Net Assessed Under Protest	1,902,420

* Public Service Protests Values are not included on this report.

Real	Count	Value
Agricultural	229	2,073,682
Commercial	157	10,640,752
Residential	720	11,869,057
Total Real Value	1,106	24,583,491
Homestead	422	432,585
Veteran	15	341,509
Other	0	0
Total Exempt	448	774,094



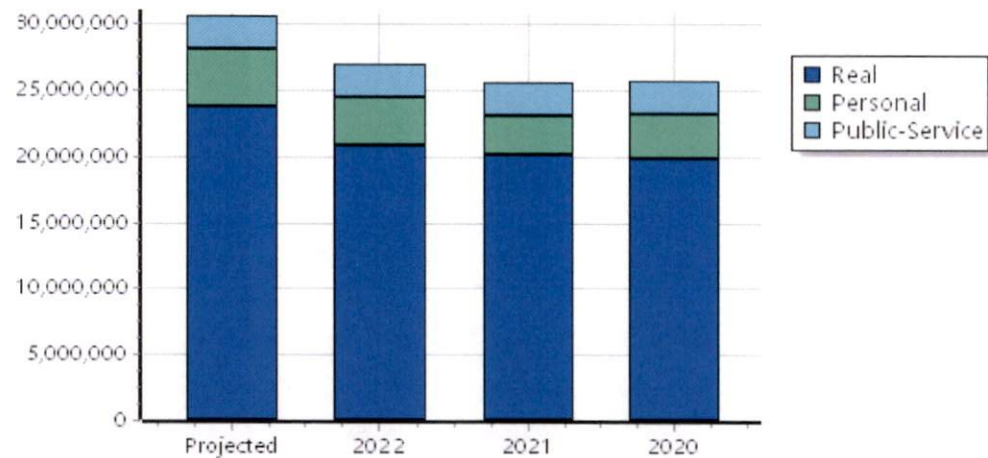
TIF Increment Value

Net Assessed **23,809,397**

Net Assessed Under Protest

Senior Freeze	47	256,007
Capped Parcels	538	7,131,589

Personal	Count	Value
Agricultural	69	164,399
Commercial	150	4,054,927
Mobile Home	33	104,701
Total Personal	252	4,324,027
Total Exempt	0	0



TIF Increment Value

Net Assessed **4,324,027**

Net Assessed Under Protest

Public Service	Count	Value
Total PS Value	29	2,493,616


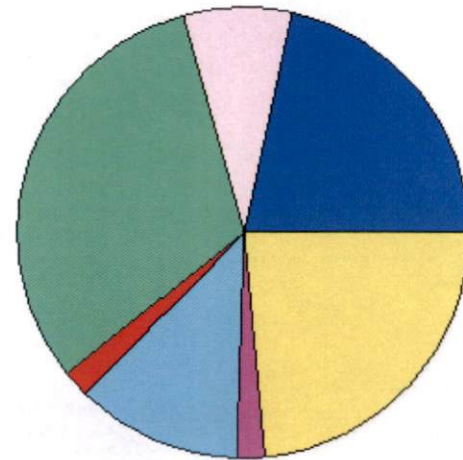
TIF Increment Value

Net Assessed **2,493,616**

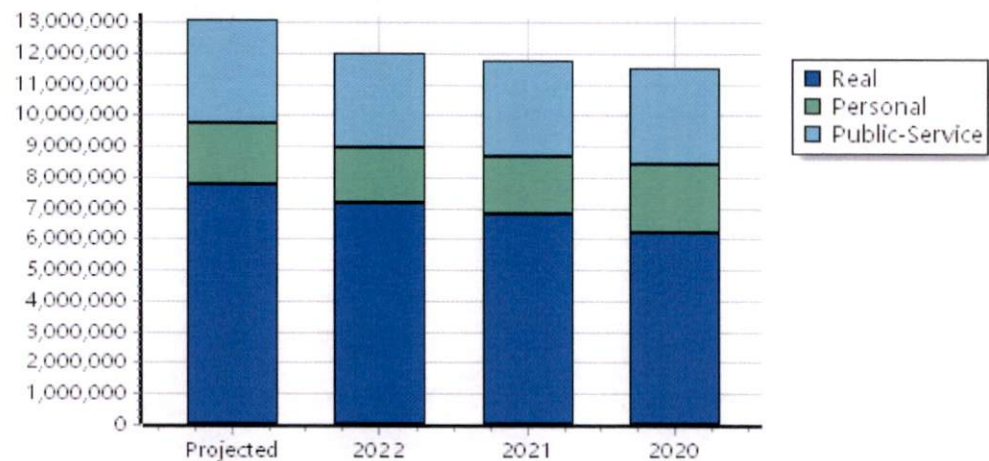
District Totals	
Total Gross Value	31,401,134
Homestead Loss	432,585
Other Exemption Loss	341,509
TIF Increment Value	
Retained TIF Value	
Net Assessed Value	30,627,040
Net Assessed Under Protest	

* Public Service Protests Values are not included on this report.

Real	Count	Value
Agricultural	550	2,894,210
Commercial	45	1,138,661
Residential	582	4,287,782
Total Real Value	1,177	8,320,653
Homestead	325	338,147
Veteran	22	252,259
Other	0	0
Total Exempt	362	590,406
TIF Increment Value		
Net Assessed		7,730,247
Net Assessed Under Protest	0	0
Senior Freeze	47	248,621
Capped Parcels	624	2,865,766



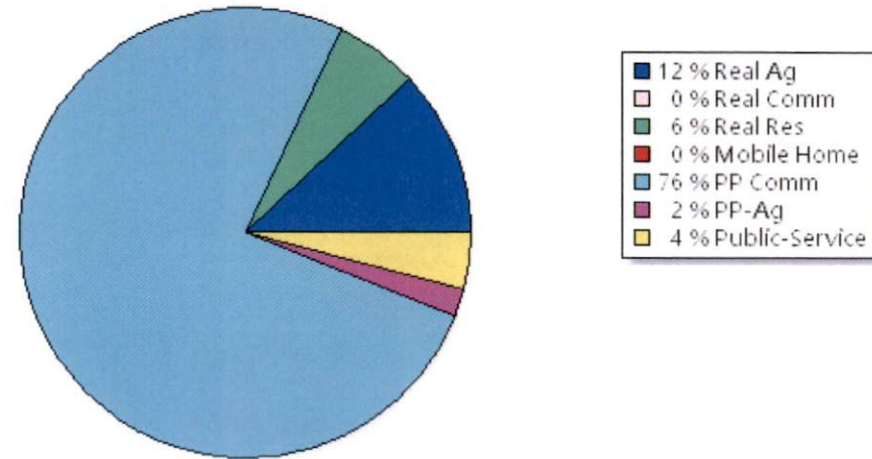
Personal	Count	Value
Agricultural	112	252,329
Commercial	59	1,518,292
Mobile Home	55	212,718
Total Personal	226	1,983,339
Total Exempt	1	1,118
TIF Increment Value		
Net Assessed		1,982,221
Net Assessed Under Protest	1	36,718
Public Service		
Total PS Value	37	3,351,959
TIF Increment Value		
Net Assessed		3,351,959



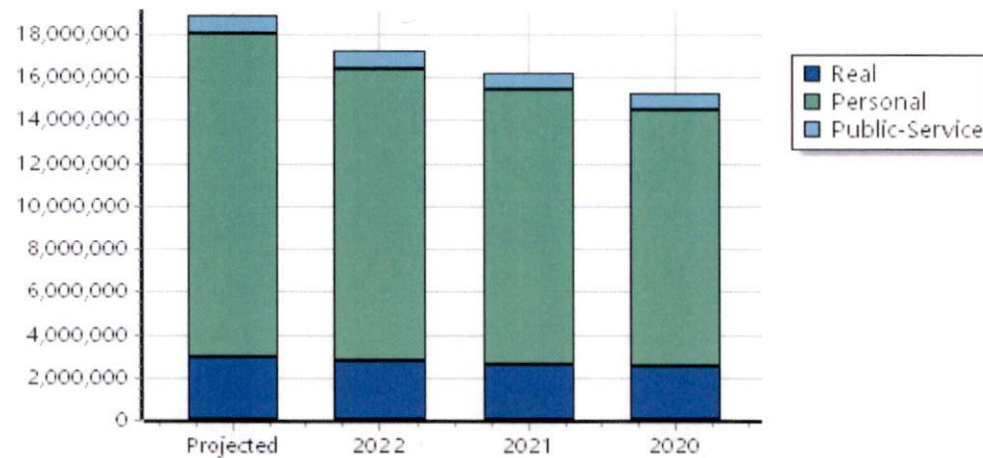
District Totals	
Total Gross Value	13,655,951
Homestead Loss	338,147
Other Exemption Loss	253,377
TIF Increment Value	
Retained TIF Value	
Net Assessed Value	13,064,427
Net Assessed Under Protest	36,718

* Public Service Protests Values are not included on this report.

Real	Count	Value
Agricultural	545	2,219,605
Commercial	3	15,511
Residential	139	956,823
Total Real Value	687	3,191,939
Homestead	150	159,129
Veteran	11	80,314
Other	0	0
Total Exempt	172	239,443
TIF Increment Value		
Net Assessed		2,952,496
Net Assessed Under Protest		
Senior Freeze	30	116,936
Capped Parcels	254	906,071



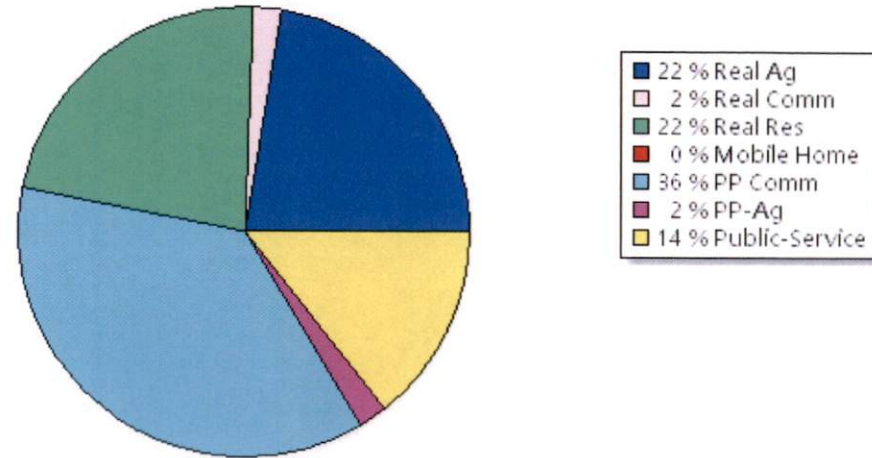
Personal	Count	Value
Agricultural	85	259,875
Commercial	27	14,666,215
Mobile Home	12	68,337
Total Personal	124	14,994,427
Total Exempt	0	0
TIF Increment Value		
Net Assessed		14,994,427
Net Assessed Under Protest		
Public Service	Count	Value
Total PS Value	12	899,502
TIF Increment Value		
Net Assessed		899,502



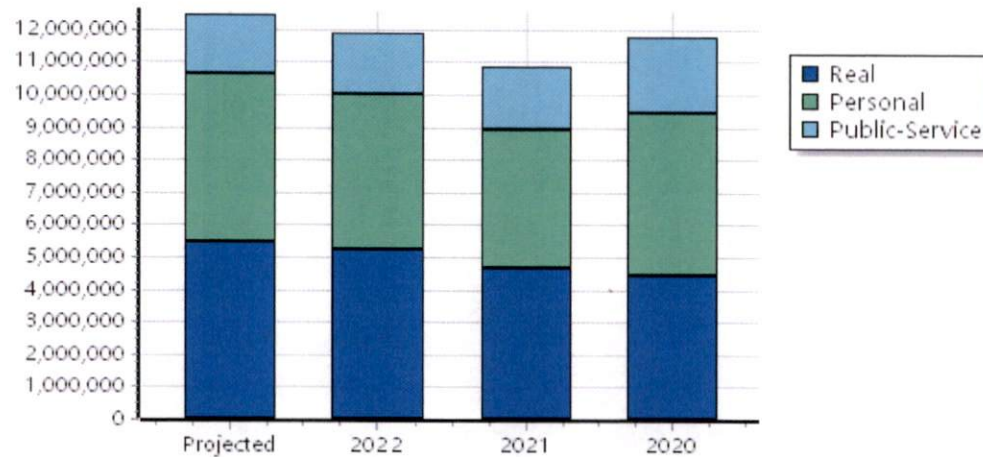
District Totals	
Total Gross Value	19,085,868
Homestead Loss	159,129
Other Exemption Loss	80,314
TIF Increment Value	
Retained TIF Value	
Net Assessed Value	18,846,425
Net Assessed Under Protest	

* Public Service Protests Values are not included on this report.

Real	Count	Value
Agricultural	520	2,972,802
Commercial	8	308,861
Residential	347	2,756,920
Total Real Value	875	6,038,583
Homestead	255	269,000
Veteran	18	285,730
Other	0	0
Total Exempt	287	554,730
TIF Increment Value		
Net Assessed		5,483,853
Net Assessed Under Protest	0	0
Senior Freeze	48	212,049
Capped Parcels	401	2,214,734



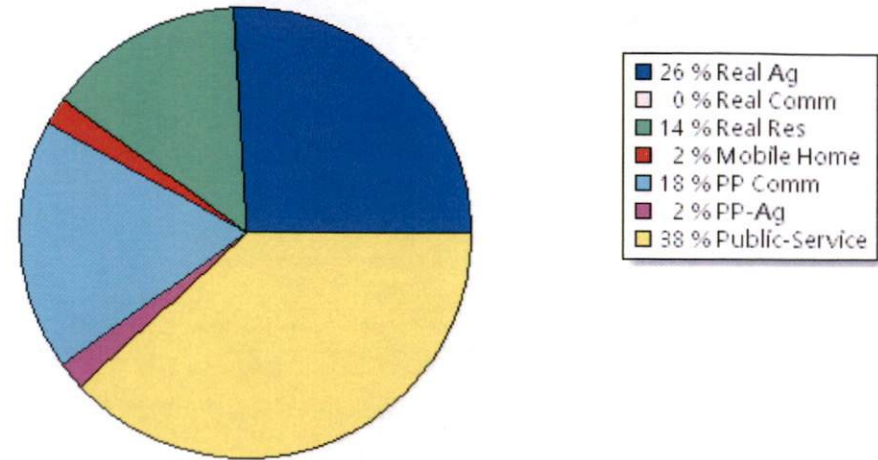
Personal	Count	Value
Agricultural	121	238,776
Commercial	32	4,789,712
Mobile Home	26	106,639
Total Personal	179	5,135,127
Total Exempt	2	2,110
TIF Increment Value		
Net Assessed		5,133,017
Net Assessed Under Protest	1	19,824
Public Service		
Total PS Value	18	1,832,672
TIF Increment Value		
Net Assessed		1,832,672



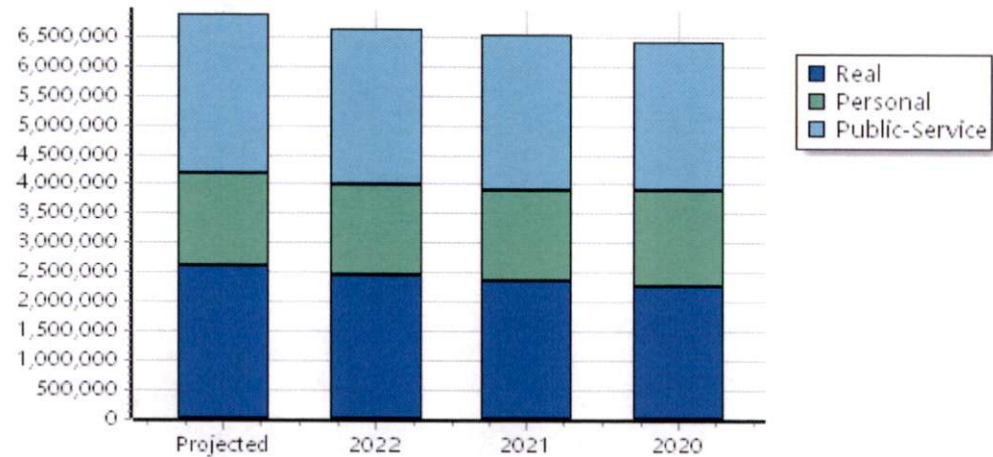
District Totals	
Total Gross Value	13,006,382
Homestead Loss	269,000
Other Exemption Loss	287,840
TIF Increment Value	
Retained TIF Value	
Net Assessed Value	12,449,542
Net Assessed Under Protest	19,824

* Public Service Protests Values are not included on this report.

Real	Count	Value
Agricultural	839	1,851,321
Commercial	11	38,335
Residential	466	939,124
Total Real Value	1,316	2,828,780
Homestead	164	173,348
Veteran	6	50,724
Other	0	0
Total Exempt	181	224,072
TIF Increment Value		
Net Assessed		2,604,708
Net Assessed Under Protest	0	0
Senior Freeze	29	57,823
Capped Parcels	278	577,022



Personal	Count	Value
Agricultural	79	131,021
Commercial	17	1,345,908
Mobile Home	27	76,978
Total Personal	123	1,553,907
Total Exempt	0	0
TIF Increment Value		
Net Assessed		1,553,907
Net Assessed Under Protest	1	605,805
Public Service		
Total PS Value	25	2,711,939
TIF Increment Value		
Net Assessed		2,711,939



District Totals	
Total Gross Value	7,094,626
Homestead Loss	173,348
Other Exemption Loss	50,724
TIF Increment Value	
Retained TIF Value	
Net Assessed Value	6,870,554
Net Assessed Under Protest	605,805

* Public Service Protests Values are not included on this report.

Real	Count	Value
Agricultural	230	1,015,948
Commercial	891	29,008,850
Residential	7,315	60,200,856
Total Real Value	8,436	90,225,654
Homestead	2,631	2,834,080
Veteran	159	2,067,597
Other	0	0
Total Exempt	3,008	4,901,677

TIF Increment Value

Net Assessed		85,323,977
Net Assessed Under Protest	0	0
Senior Freeze	516	1,766,328
Capped Parcels	3,850	24,163,594

Personal	Count	Value
Agricultural	56	135,837
Commercial	637	26,825,942
Mobile Home	55	100,585
Total Personal	748	27,062,364
Total Exempt	5	5,759,508

TIF Increment Value

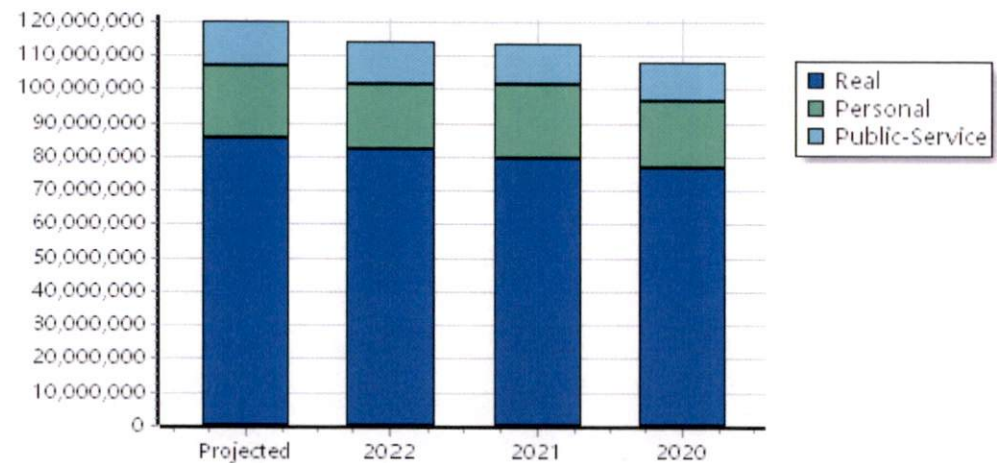
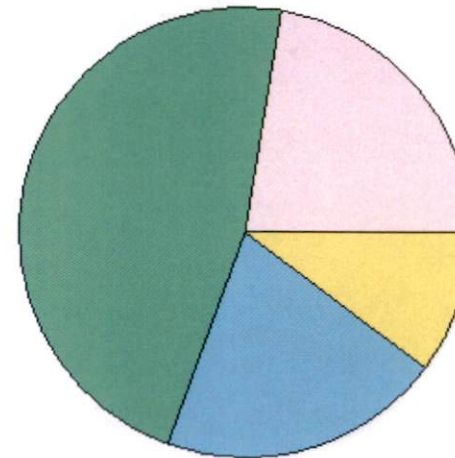
Net Assessed		21,302,856
Net Assessed Under Protest	1	84,156

Public Service	Count	Value
Total PS Value	53	13,300,765
TIF Increment Value		
Net Assessed		13,300,765


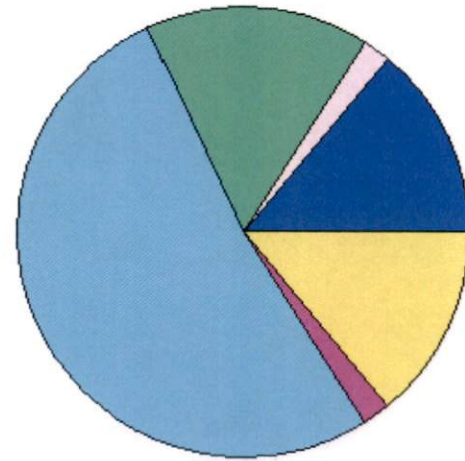
District Totals

Total Gross Value	130,588,783
Homestead Loss	2,834,080
Other Exemption Loss	7,827,105
TIF Increment Value	
Retained TIF Value	
Net Assessed Value	119,927,598
Net Assessed Under Protest	84,156

* Public Service Protests Values are not included on this report.

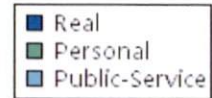
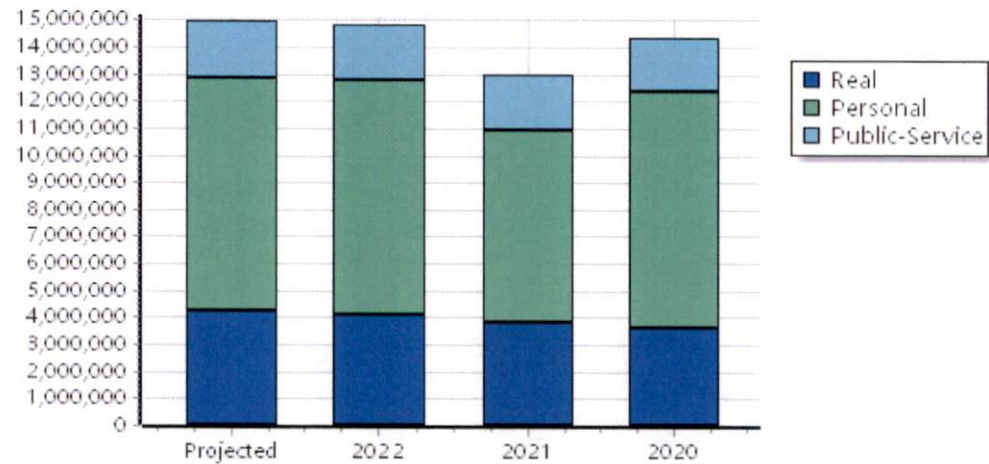


Real	Count	Value
Agricultural	557	2,297,535
Commercial	12	164,707
Residential	395	2,378,525
Total Real Value	964	4,840,767
Homestead	251	264,654
Veteran	23	335,850
Other	0	0
Total Exempt	290	600,504



TIF Increment Value	
Net Assessed	4,240,263
Net Assessed Under Protest	
Senior Freeze	45 195,447
Capped Parcels	440 1,471,161

Personal	Count	Value
Agricultural	117	279,240
Commercial	44	8,188,393
Mobile Home	28	95,295
Total Personal	189	8,562,928
Total Exempt	0	0




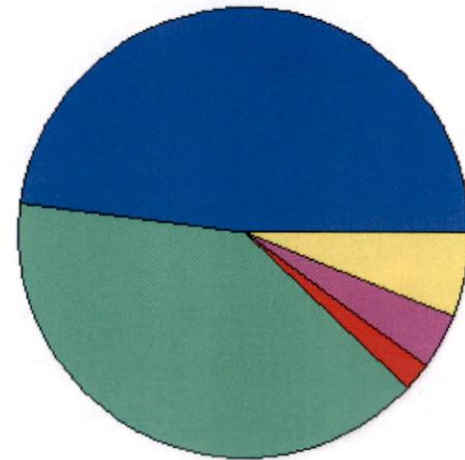
TIF Increment Value	
Net Assessed	8,562,928
Net Assessed Under Protest	

Public Service	Count	Value
Total PS Value	20	2,149,683
TIF Increment Value		
Net Assessed		2,149,683

District Totals	
Total Gross Value	15,553,378
Homestead Loss	264,654
Other Exemption Loss	335,850
TIF Increment Value	
Retained TIF Value	
Net Assessed Value	14,952,874
Net Assessed Under Protest	

* Public Service Protests Values are not included on this report.

Real	Count	Value
Agricultural	42	51,290
Commercial	0	0
Residential	12	41,836
Total Real Value	54	93,126
Homestead	6	8,000
Veteran	1	3,545
Other	0	0
Total Exempt	9	11,545



TIF Increment Value

Net Assessed 81,581

Net Assessed Under Protest

Senior Freeze	3	2,992
Capped Parcels	3	1,485

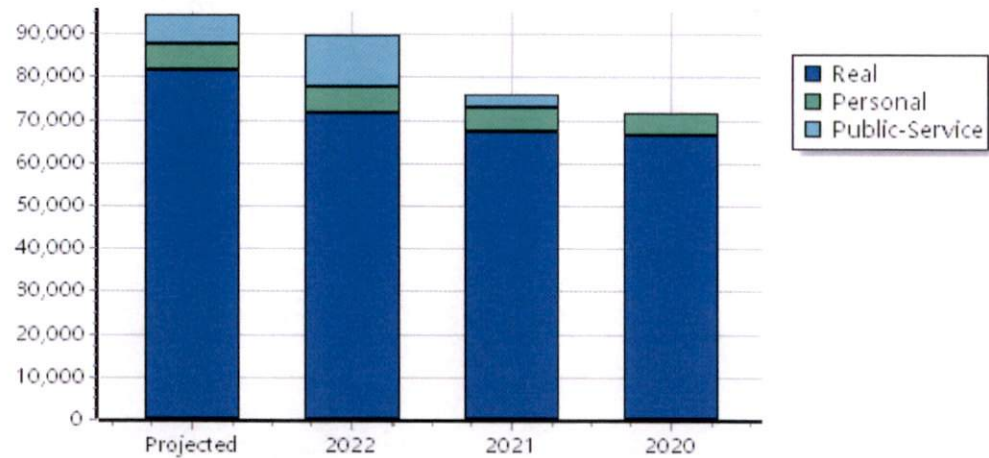
Personal	Count	Value
Agricultural	5	3,654
Commercial	1	227
Mobile Home	1	1,980
Total Personal	7	5,861
Total Exempt	0	0

TIF Increment Value

Net Assessed 5,861

Net Assessed Under Protest

Public Service	Count	Value
Total PS Value	1	6,933
TIF Increment Value		
Net Assessed		6,933





District Totals

Total Gross Value	105,920
Homestead Loss	8,000
Other Exemption Loss	3,545
TIF Increment Value	
Retained TIF Value	
Net Assessed Value	94,375

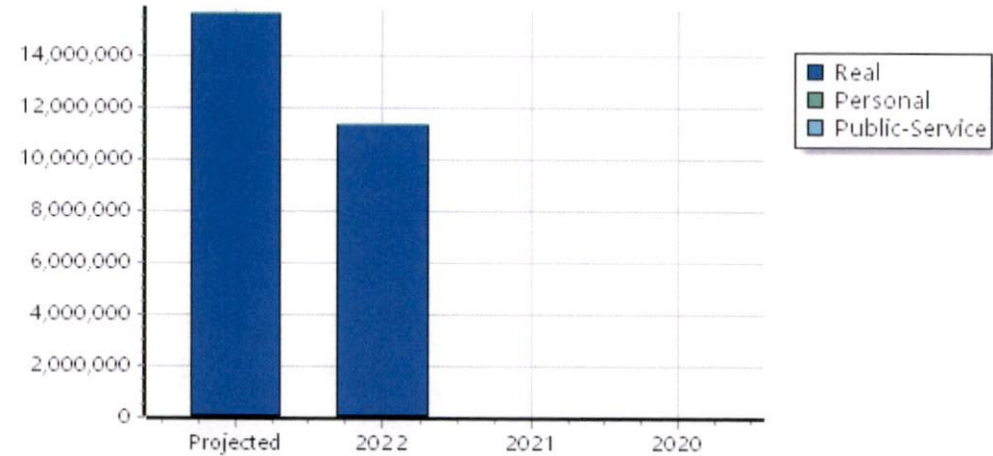
Net Assessed Under Protest

* Public Service Protests Values are not included on this report.

Real	Count	Value
Agricultural	14	131,721
Commercial	4	110,896
Residential	398	15,495,034
Total Real Value	416	15,737,651
Homestead	11	11,000
Veteran	1	72,050
Other	0	0
Total Exempt	12	83,050
TIF Base/Retained Value		400,476
Net Assessed		15,254,125
Net Assessed Under Protest		
Senior Freeze	1	15,475
Capped Parcels	160	2,825,911



Personal	Count	Value
Agricultural	0	0
Commercial	1	1,219
Mobile Home	0	0
Total Personal	1	1,219
Total Exempt	0	0
TIF Base/Retained Value		0
Net Assessed		1,219
Net Assessed Under Protest		
Public Service	Count	Value
Total PS Value	0	0
TIF Base/Retained Value		0
Net Assessed		0


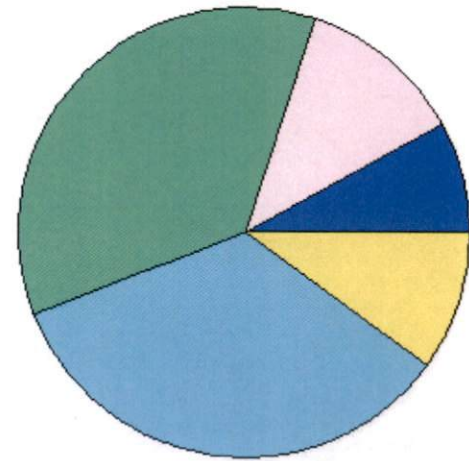


District Totals	
Total Gross Value	15,738,870
Homestead Loss	11,000
Other Exemption Loss	72,050
TIF Base Value	400,476
Base Retained Value	
Net Assessed Value	15,255,344
Net Assessed Under Protest	

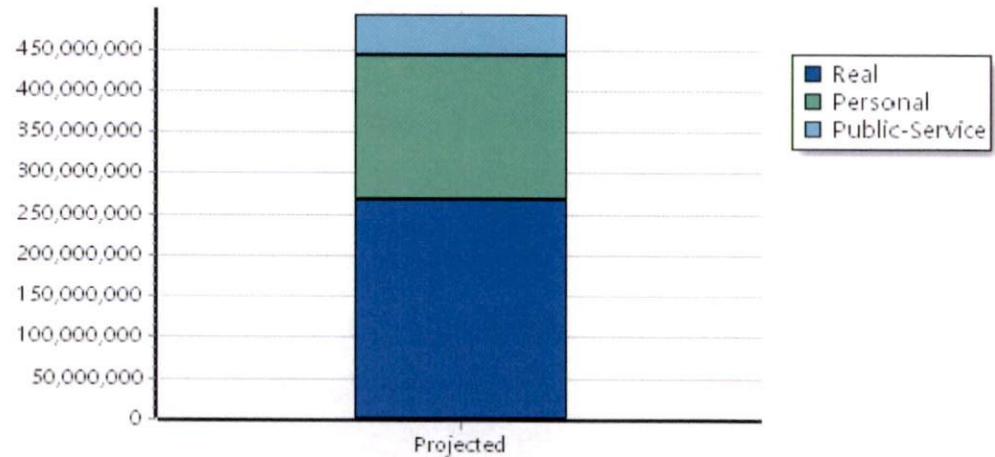
TIF Project Summary						
Code	Description	Expires	Base Value	Increment Value	Retained Inc	Total Value
1	CarlLndg-C TIF	2041	400,476	15,255,344		15,655,820
Total TIF Valuation :			400,476	15,255,344	0	15,655,820

* Public Service Protests Values are not included on this report.

Real	Count	Value
Agricultural	10,068	37,078,389
Commercial	1,912	59,546,909
Residential	31,587	186,212,511
Total Real Value	43,567	282,837,809
Homestead	8,597	9,125,744
Veteran	579	7,081,356
Other	0	0
Total Exempt	9,808	16,207,100
TIF Increment Value		15,254,125
Net Assessed		251,376,584
Net Assessed Under Protest	0	0
Senior Freeze	1,623	6,753,615
Capped Parcels	17,576	78,762,974



Personal	Count	Value
Agricultural	2,331	5,019,237
Commercial	1,677	174,493,753
Mobile Home	635	1,980,552
Total Personal	4,643	181,493,542
Total Exempt	20	5,813,301
TIF Increment Value		1,219
Net Assessed		175,679,022
Net Assessed Under Protest	18	7,459,075
Public Service	Count	Value
Total PS Value	409	49,591,630
TIF Increment Value		0
Net Assessed		49,591,630



District Totals	
Total Gross Value	513,922,981
Homestead Loss	9,125,744
Other Exemption Loss	12,894,657
TIF Increment Value	15,255,344
Retained TIF Value	
Net Assessed Value	476,647,236
Net Assessed Under Protest	7,459,075

TIF Project Summary						
Code	Description	Expires	Base Value	Increment Value	Retained Inc	Total Value
1	CarlLndg-C TIF	2041	400,476	15,255,344		15,655,820
Total TIF Valuation :			400,476	15,255,344	0	15,655,820

* Public Service Protests Values are not included on this report.